

Department of Internal Medicine

UNIVERSITY OF
Nebraska
Medical Center

Department of Internal Medicine

2008 Research Report — Revised

Debra Romberger, MD, Vice-Chair for Research

Department of Internal Medicine

In this publication, you will find an abbreviated summary of the **Annual Research Report for the University of Nebraska Department of Internal Medicine**. The report summarizes our publication and grant activity for the calendar year 2008.

On Friday, June 5 2009, the Department will honor four individuals (two faculty, one resident, and one visiting scientist) for their specific research accomplishments as we present the **Tenth Annual Internal Medicine Research Awards** during Grand Rounds. There will be poster presentations of our awardees' work beginning at 11:30 a.m. directly outside of the Durham Research Center Auditorium. We hope to see you there!

A complete listing of individual publications and grants can be obtained by contacting Selaba Travis at 559-4875 or by e-mailing her (stravis@unmc.edu). The supporting data for the report comes from the department database. If you desire the data to be displayed in a different format to facilitate projects in your section or work group, please do not hesitate to contact us. In addition, questions and comments about the information presented in the report are always welcome.

Internal Medicine Faculty 2008 Research Activity Summary



Executive Summary & Analysis

by

Debra Romberger, MD, Vice Chair for Research

Internal Medicine Research Council

Department of Internal Medicine

A special word of thanks goes to all faculty, house officers, postdoctoral fellows, students, and staff of the Department of Internal Medicine who perform and support the research mission of the Department. I also want to thank those who serve on the department's Research Council and are passionate in their research advocacy and training efforts.

We had continued growth in our investigator-initiated federal funding grant support (NIH/Other Federal) with an increase from about \$5.6 to over \$8.4 million dollars. In a time of very tight funding of peer-reviewed grants, this growth is definitely exciting.

This report is generated from information in our departmental database (ADIS). In the early spring, we send faculty the publications and grant information in the database to update the accuracy. The category of funding most difficult to accurately define is that of industry supported grants and contracts. Our amounts reflect the total projected amount for the year, which can be reduced significantly by subject recruitment into a given trial.

Again, thanks for all the great work. If you have questions or comments about the data contained in the report, please let me know. I look forward to continued growth in calendar year 2009!

Internal Medicine Faculty 2008 Research Activity Summary



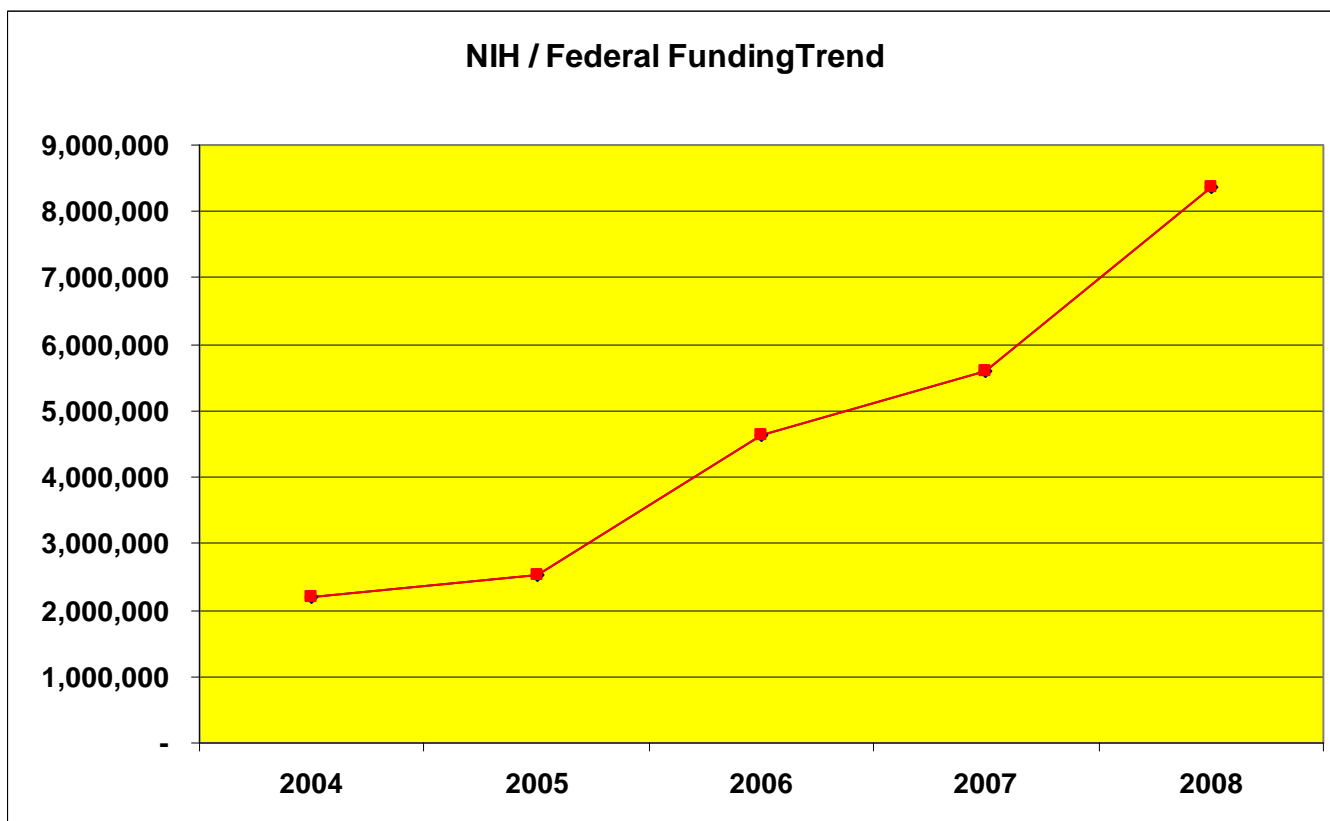
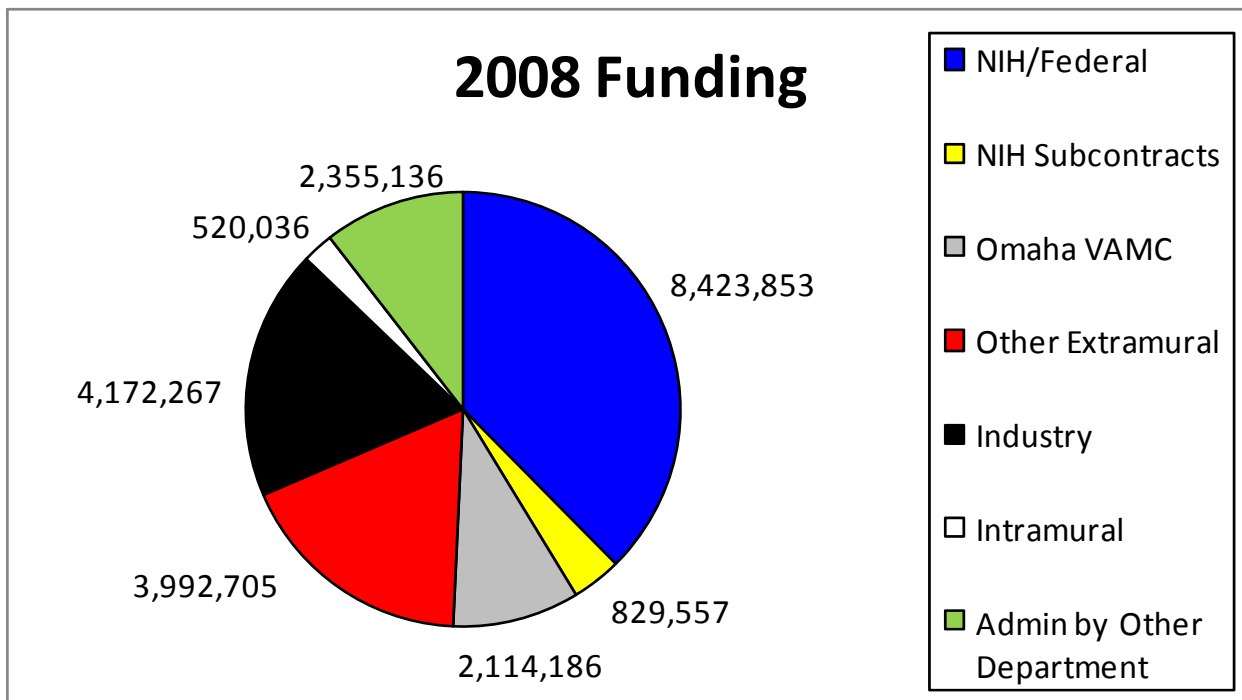
Full-Time Internal Medicine Faculty:

MD's: 130
PhD's: 20
Other: 9
Total: 159

Type of Publication	Total Publications
Journal Articles	163
Chapter/ Reviews	22
Editorials	12
Books Edits	1
2008 Totals	198

Funding Source	# of Grants	Direct	Indirect	2008 Totals
NIH/NSF/Other Federal	30	\$7,309,858	\$1,113,995	\$8,423,853
NIH Subcontracted	30	\$655,351	\$174,206	\$829,557
VAMC	14	\$2,114,186	\$0	\$2,114,186
Other-Extramural	45	\$3,928,023	\$64,682	\$3,992,705
Industry	125	\$3,313,461	\$858,806	\$4,172,267
Intramural	10	\$520,036	\$0	\$520,036
Subtotals	254	\$17,840,915	\$2,211,689	\$20,052,604
Administered by Other Department	10	\$2,204,713	\$150,423	\$2,355,136
2008 Totals	264	\$20,045,628	\$2,362,112	\$22,407,740

Internal Medicine Faculty 2008 Grant Awards

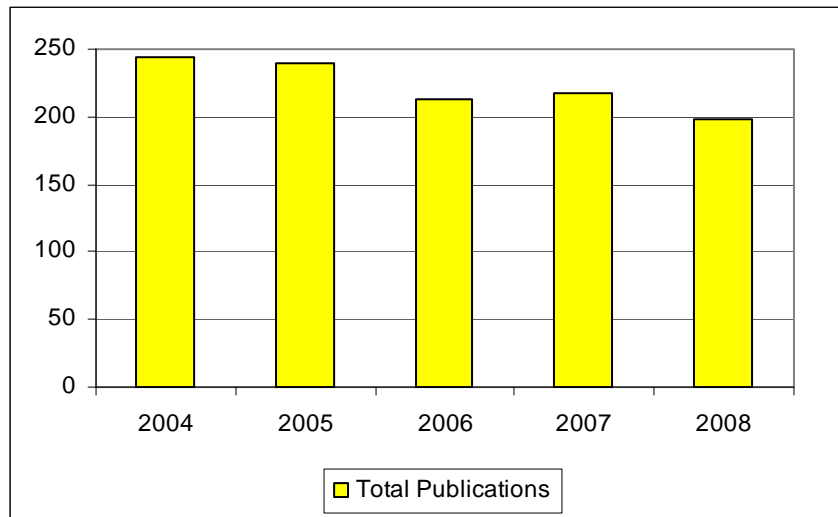


Internal Medicine Faculty 2008 Publication Trends



Publication Type	2004	2005	2006	2007	2008
Manuscripts & Book Chapters	244	239	210	205	185
Book Edits	1	5	1	3	1
Books	1	0	0	0	0
Electronic Media	4	2	2	9	0
Editorials	0	0	0	0	12
Yearly Totals	250	246	213	217	198

YEARLY PUBLICATION TRENDS



Internal Medicine Faculty

2008 Section Trends in Research Activity



Section Publications	2004	2005	2006	2007	2008
Administration	1	1	3	2	4
Cardiology	35	39	26	5	11
Dermatology	1	3	1	2	1
Diabetes, Endo, Metabolism	18	7	13	8	4
Gastroenterology & Hepatology	37	25	20	26	12
General Medicine	11	10	5	4	6
Geriatrics & Gerontology	8	6	12	8	6
Hematology & Oncology	39	60	52	70	52
Infectious Diseases	45	35	30	32	39
Nephrology	1	4	1	4	4
Pulmonary & Critical Care	33	37	36	33	35
Rheumatology & Immunology	21	19	14	23	24

Section Grant & Contract Awards	2004	2005	2006	2007	2008
Administration	0	0	0	0	4
Cardiology	25	25	11	10	12
Diabetes, Endo, Metabolism	16	25	23	22	15
Gastroenterology & Hepatology	34	36	18	26	29
General Medicine	2	3	0	1	2
Geriatrics & Gerontology	3	4	4	3	3
Oncology & Hematology	60	82	51	85	90
Infectious Diseases	35	40	32	29	39
Nephrology	1	4	4	6	6
Pulmonary & Critical Care	30	34	32	38	44
Rheumatology & Immunology	27	16	15	21	20