



Department of Internal Medicine

Department of Internal Medicine

2009 Research Report

Lynell Klassen, MD, Chairman

Department of Internal Medicine

In this publication, you will find a summary of the **Annual Research Report for the University of Nebraska Department of Internal Medicine**. The report summarizes our publication and grant activity for the calendar year 2009.

On Friday, June 4 2010, the Department will honor four individuals (one faculty, one fellow, one resident, and one visiting scientist) for their specific research accomplishments at the **Eleventh Annual Internal Medicine Research Awards** during Grand Rounds. There will be poster presentations of our awardees' work beginning at 11:30 a.m. directly outside of the Durham Research Center Auditorium. We hope to see you there!

A complete listing of individual publications and grants can be obtained by contacting Selaba Travis at 559-4875 or by e-mailing her (stravis@unmc.edu). We have moved to getting most of the supporting data for the report from the College of Medicine ADIS database (with some adjustments) as compared to the older departmental version of ADIS. Because of this change, there are some differences in reporting methods from previous years. Questions and comments about the information presented in the report are always welcome.

Internal Medicine Faculty 2009 Research Activity Summary



Executive Summary & Analysis

A special word of thanks goes to all faculty, house officers, postdoctoral fellows, students, and staff of the Department of Internal Medicine who perform and support the research mission of the Department. We also thank those faculty and residents who serve on the department's Research Council and are passionate in their research advocacy and training efforts.

Our total publications have increased by about 15% in 2009. This is a step in the right direction in terms of growing our national presence as a Department. Our goal is to match or exceed this increase in scholarly activity in calendar year 2010. Our grant activity was stable in 2009.

This year we have moved toward generating the data for this report from the COM database (ADIS) as opposed to the older departmental version of ADIS. Grant information is tracked directly by Sponsored Programs and available in ADIS. There are some variances between the two databases, but overall the total funding is similar in each system. We have modified the COM ADIS reports to include VA grant information that is not currently captured in this database. The category of funding most difficult to accurately define is that of industry supported grants and contracts. Our amounts still reflect the total projected amount for the year, which can be reduced significantly by subject recruitment into a given trial.

Again, thanks for all the good work. If you have questions or comments about the data contained in the report, please contact Deb Romberger, MD or Selaba Travis. I look forward to growth in both publications and grant dollars in 2010.

Internal Medicine Faculty 2009 Research Activity Summary



Full-Time Internal Medicine

Faculty:

MD's 134

PhD's 23

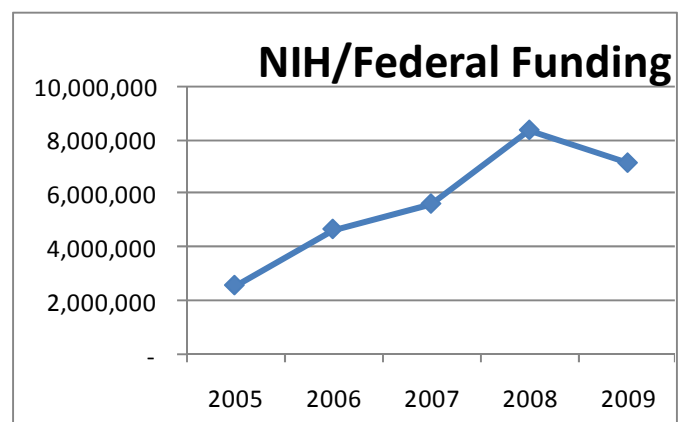
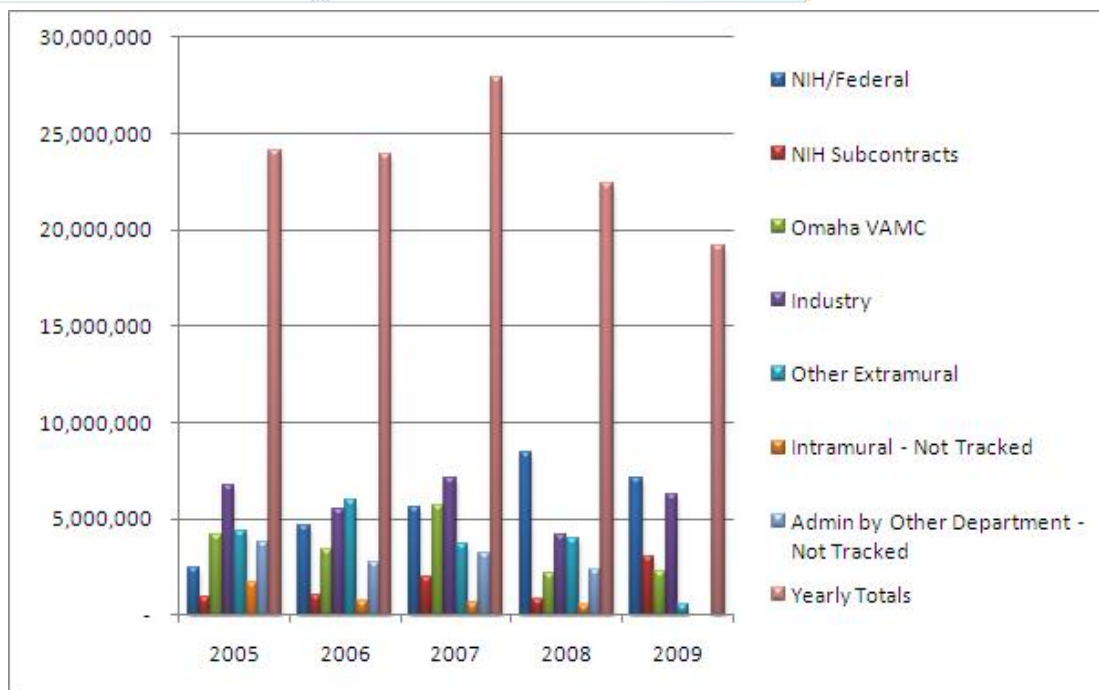
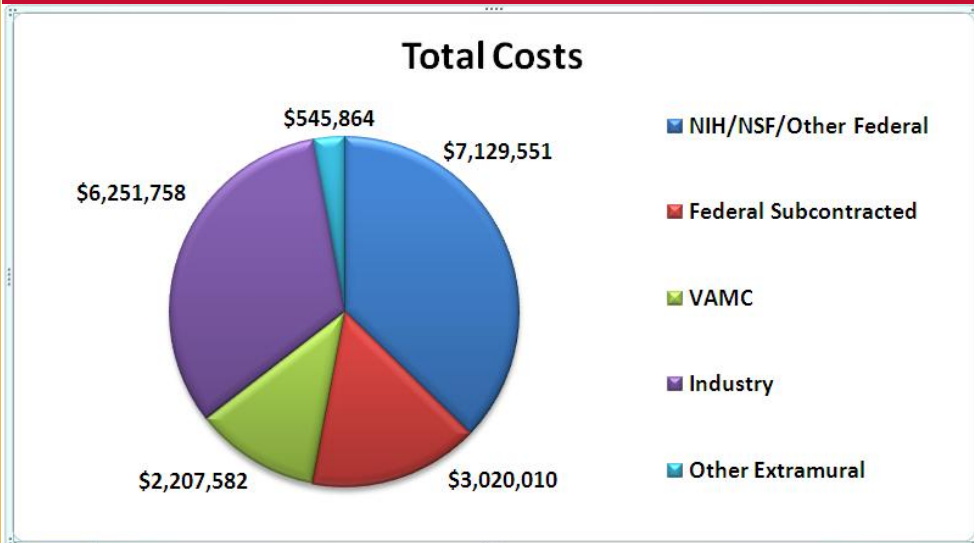
Other 10

Total 167

Type of Publications	Total Publications
Journal Articles	225
Book Chapters	5
Multimedia	1
2009 Total	231

Funding Source	# of Grants	Direct	Indirect	2009 Totals
NIH/NSF/Other Federal	33	\$5,715,058	\$1,414,493	\$7,129,551
Federal Sub-contracted	12	\$2,950,922	\$69,088	\$3,020,010
VAMC	17	\$2,207,582	\$0	\$2,207,582
Industry	42	\$4,952,615	\$1,299,143	\$6,251,758
Other-Extramural	16	\$463,173	\$82,691	\$545,864
2009 Totals	120	\$16,289,350	\$2,865,415	\$19,154,765

Internal Medicine Faculty 2009 Grant Awards

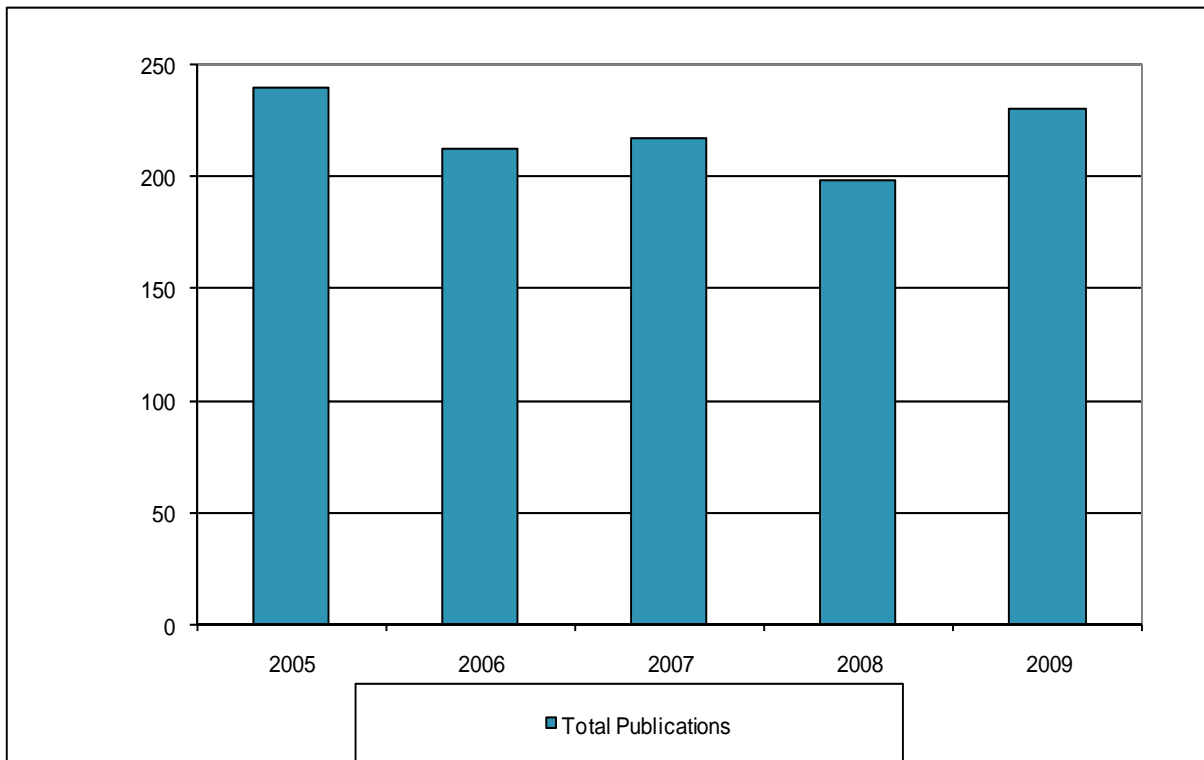


Internal Medicine Faculty 2009 Publication Trends



Publication Type	2005	2006	2007	2008	2009
Manuscripts	239	210	205	185	225
Book Chapters	5	1	3	1	5
Electronic Media	2	2	9	0	1
Yearly Totals	246	213	217	198	231

YEARLY PUBLICATION TRENDS



Internal Medicine Faculty

2009 Section Trends in Research Activity

Section Publications	2005	2006	2007	2008	2009
Administration	1	3	2	4	3
Cardiology	39	26	5	11	15
Diabetes, Endo, Metabolism	7	13	8	4	11
Gastroenterology & Hepatology	25	20	26	12	35
General Medicine	10	5	4	6	12
Geriatrics & Gerontology	6	12	8	6	7
Infectious Diseases	35	30	32	39	32
Nephrology	4	1	4	4	2
Oncology/Hematology	60	52	70	52	60
Pulmonary & Critical Care	37	36	33	35	30
Rheumatology & Immunology	19	14	23	24	24

Section Grant & Contract Awards	2005	2006	2007	2008	2009
Administration	0	0	0	4	0
Cardiology	25	11	10	12	9
Diabetes, Endo, Metabolism	25	23	22	15	10
Gastroenterology & Hepatology	36	18	26	29	19
General Medicine	3	0	1	2	0
Geriatrics & Gerontology	4	4	3	3	4
Infectious Diseases	40	32	29	39	15
Nephrology	4	4	6	6	2
Oncology & Hematology	82	51	85	90	25
Pulmonary & Critical Care	34	32	38	44	23
Rheumatology & Immunology	16	15	21	20	13