



Nebraska
Center
For
Rural
Health
Research

Nebraska Rural Health Works Health Economic Profile for Chase County, Nebraska

Prepared by
Donadea Rasmussen, Graduate Research Assistant
Li-Wu Chen, Ph.D., Project Director
Liyan Xu, M.S., Data Analyst

May 2004

Executive Summary on the Economic Impact of Health Care Sector

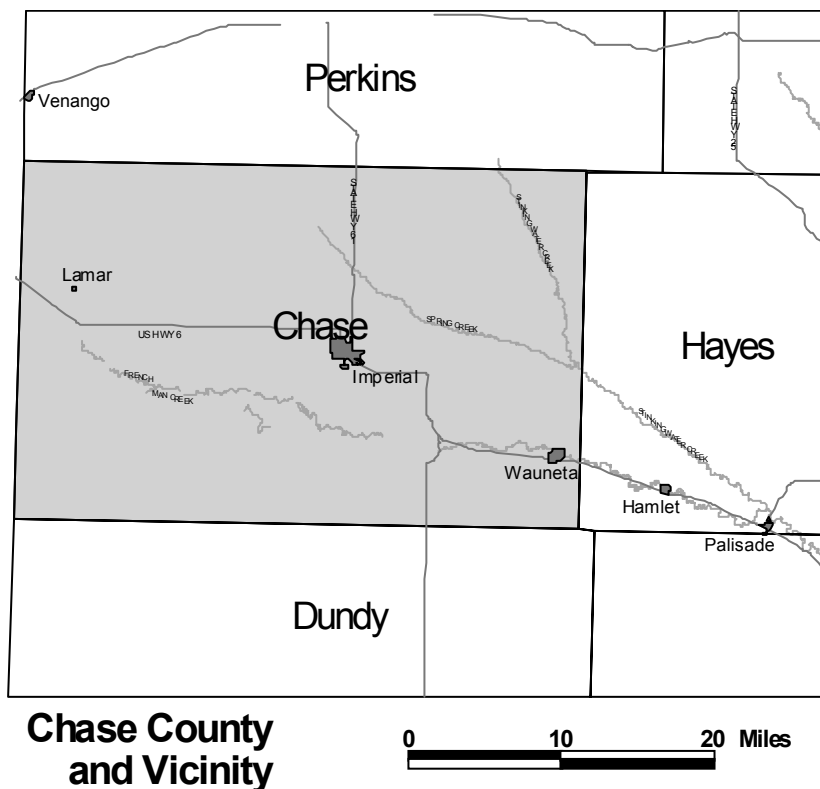
- ◆ One job created in the health care sector of Chase County would lead to the creation of another 0.49 job in other sectors of the County's economy.
- ◆ One dollar of income earned in the health care sector of Chase County would lead to another \$0.53 of income earned in other sectors of the County's economy.
- ◆ One dollar spent in the health care sector of Chase County would lead to another \$0.81 spent in other sectors of the County's economy.
- ◆ The overall job creation due to health care (directly and indirectly) in Chase County is estimated at 481 jobs, which accounts for 17.8% of the County's total employment.
- ◆ The overall income earned due to health care (directly and indirectly) in Chase County is estimated at \$9.71 million, which accounts for 15.8% of the County's total income.
- ◆ The overall spending due to health care (directly and indirectly) in Chase County is estimated at \$20.78 million, which accounts for 8.9% of the County's total economic output.

University of Nebraska Medical Center
Nebraska Center for Rural Health Research
in partnership with
Nebraska Office of Rural Health
and
Nebraska Hospital Association

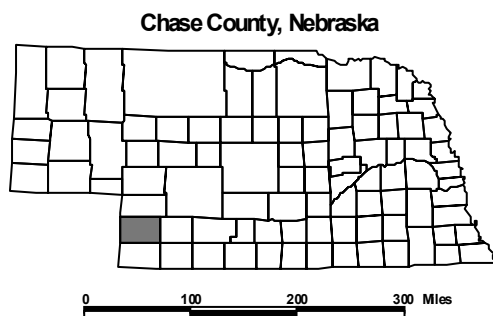
Report Number
PR04-09

I. GEOGRAPHY

Chase County is located in the panhandle region of Nebraska. The County has a total of 895 square miles with a population density of 4.9 people per square mile (Nebraska: 22.3 per square mile). The County seat of Chase County is Imperial, Nebraska.



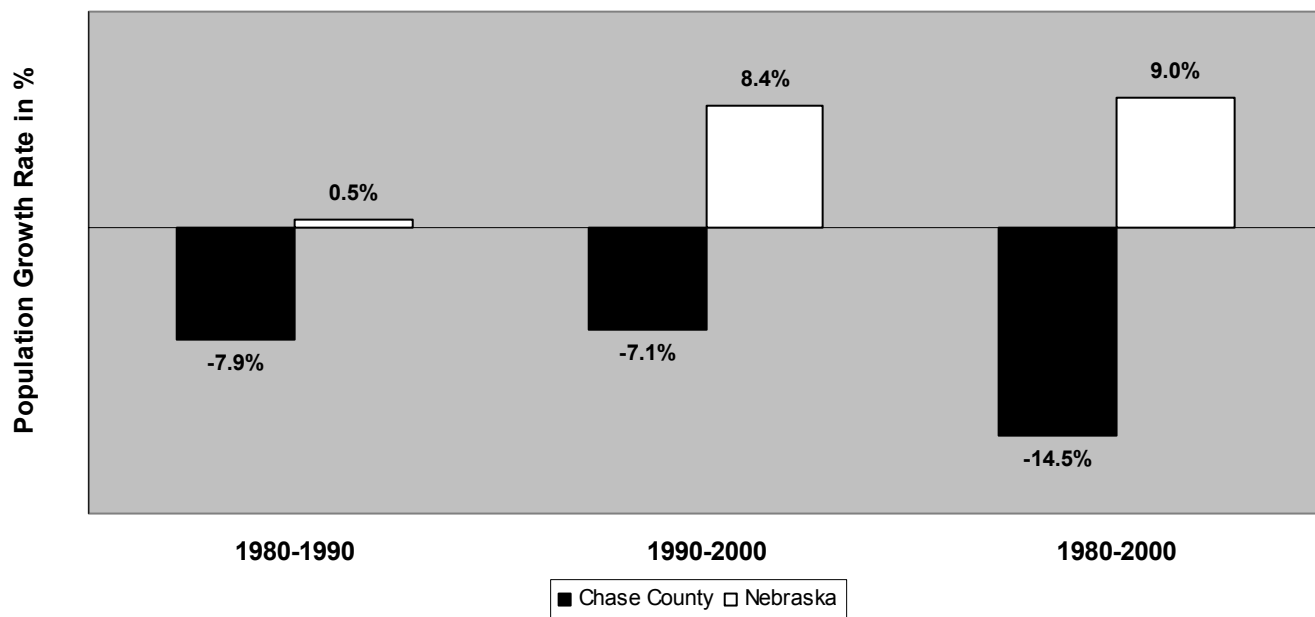
**Chase County
and Vicinity**



II. POPULATION

The population for Chase County was 4,068 in 2000. The County has experienced a negative population growth of -14.5% (compared to +9.0% statewide) during 1980-2000 (Figure 1). Although the minority population has increased during the past decade, white (non-Hispanic) people still represented the great majority of County population in 2000 (97.8%, Table 1). In addition, the County's population is older than the State's, with the elderly (aged 65+) representing 21.1% (compared to 13.6% statewide) of the population in 2000 (Table 2).

Figure 1. Population Growth Rate, Chase County and Nebraska, 1980-2000



Sources: U.S. Bureau of the Census. Census 1990 and Census 2000, Summary Tape File 1. <http://factfinder.census.gov>.
 Nebraska Department of Health and Human Services Vital Statistics. Population by County, 1960-2001. <http://www.hhs.state.ne.us/ced/tbl2.htm>.

Table 1. Population by Race for Chase County and Nebraska, 1990 and 2000

	Chase County 1990	Nebraska 1990	Chase County 2000	Nebraska 2000
White	99.3% (4,349)	93.8% (1,480,558)	97.8% (3,979)	89.6% (1,533,261)
Black	<0.1% (1)	3.6% (57,404)	0.2% (7)	4.0% (68,541)
Asian or Pacific Islander	0.1% (6)	0.8% (12,422)	0.1% (4)	1.3% (22,767)
American Indian or Alaska Native	<0.1% (2)	0.8% (12,410)	0.2% (8)	0.8% (14,896)
Other Race	0.5% (23)	1.0% (15,591)	1.5% (60)	2.8% (47,845)
Hispanic*	2.0% (88)	2.3% (36,969)	3.4% (139)	5.5% (94,425)

* Hispanic individuals were allowed to identify race alone or in combination with one or more other races, therefore totals will be more than 100%.
 Sources: U.S. Bureau of the Census, 1990 and 2000 Census of Population and Housing, Summary Tape File 1. <http://factfinder.census.gov>.

Table 2. Population by Age for Chase County and Nebraska, 1990 and 2000

Age	Chase County 1990	Nebraska 1990	Chase County 2000	Nebraska 2000
0-4	7.5% (329)	7.6% (119,606)	5.6% (227)	6.8% (117,048)
5-24	26.2% (1,146)	29.5% (465,293)	25.5% (1,038)	29.7% (507,619)
25-64	47.7% (2,088)	48.8% (770,418)	47.8% (1,946)	49.9% (854,401)
65-84	15.8% (692)	12.3% (193,866)	17.6% (715)	11.6% (198,242)
85+	2.9% (126)	1.9% (29,202)	3.5% (142)	2.0% (33,953)
TOTAL	100.0% (4,381)	100% (1,578,385)	100.0% (4,068)	100% (1,711,263)

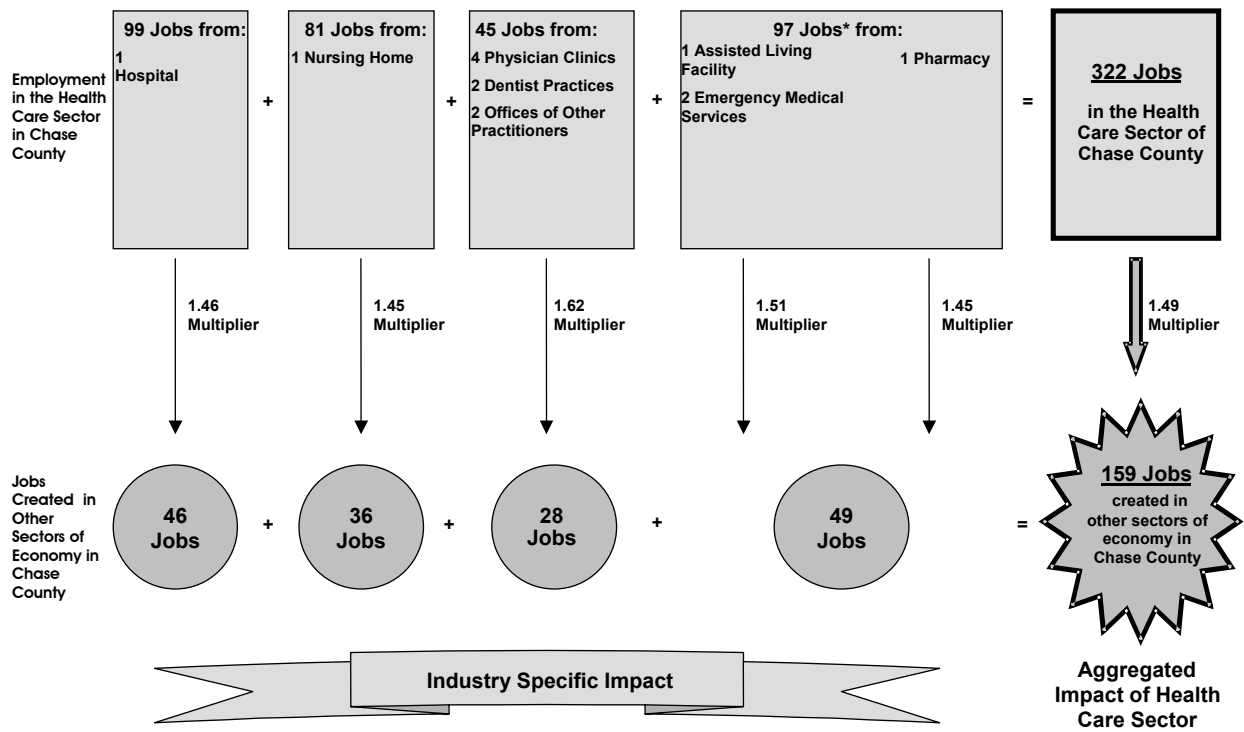
Sources: U.S. Bureau of the Census, Census 1990 and Census 2000, Summary Tape File 1. <http://factfinder.census.gov>.

III. ECONOMIC IMPACT OF THE HEALTH CARE SECTOR

The County's Local and State Government sector is the largest employer within Chase County, followed by Agriculture, Retail Trade, Health Care and Wholesale Trade. The Health Care sector of Chase County includes one hospital, two nursing homes, one assisted living facility, four physician clinics, two dentist practices, one optometry practice, one chiropractic practice, two emergency medical services, and one pharmacy.

- ◆ The 322 jobs in the health care sector of Chase County have created (through a 1.49 multiplier) another 159 jobs in other sectors of the County's economy (Figure 2). Therefore, the combined effect represents 17.8% of the County's total employment (i.e. 481 out of 2,706 jobs).
- ◆ The \$6.36 million of income earned in the health care sector of Chase County has created (through a 1.53 multiplier) another \$3.35 million of income in other sectors of the County's economy (Figure 3). Therefore, the combined effect represents 15.8% of the County's total income (i.e. \$9.71 million out of \$61.45 million).
- ◆ The \$11.47 million spent in the health care sector of Chase County has created (through a 1.81 multiplier) another \$9.31 million of spending in other sectors of the County's economy (Figure 4). Therefore, the combined effect represents 8.9% of the County's total economic output (i.e. \$20.78 million out of \$232.99 million).

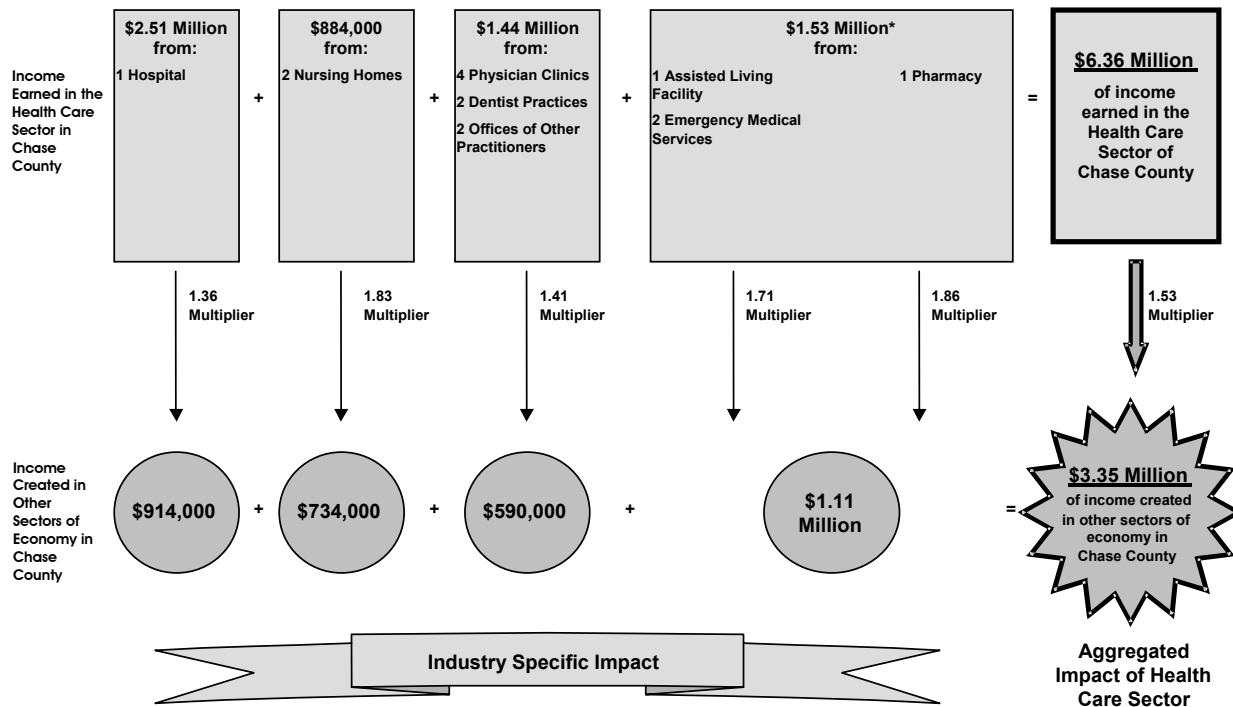
Figure 2. The Economic Impact of the Health Care Sector on Employment in Chase County, Nebraska



* These sub-sectors have been combined due to the small number of firms represented.

Sources: IMPLAN Data 2000, Minnesota IMPLAN Group, Inc. 2003. U.S. Census Bureau, County Business Patterns, 2000. <http://www.census.gov/prod/www/abs/cbptotal.html>. Community Health System Assessment Survey (2003), Nebraska Center for Rural Health Research, UNMC.

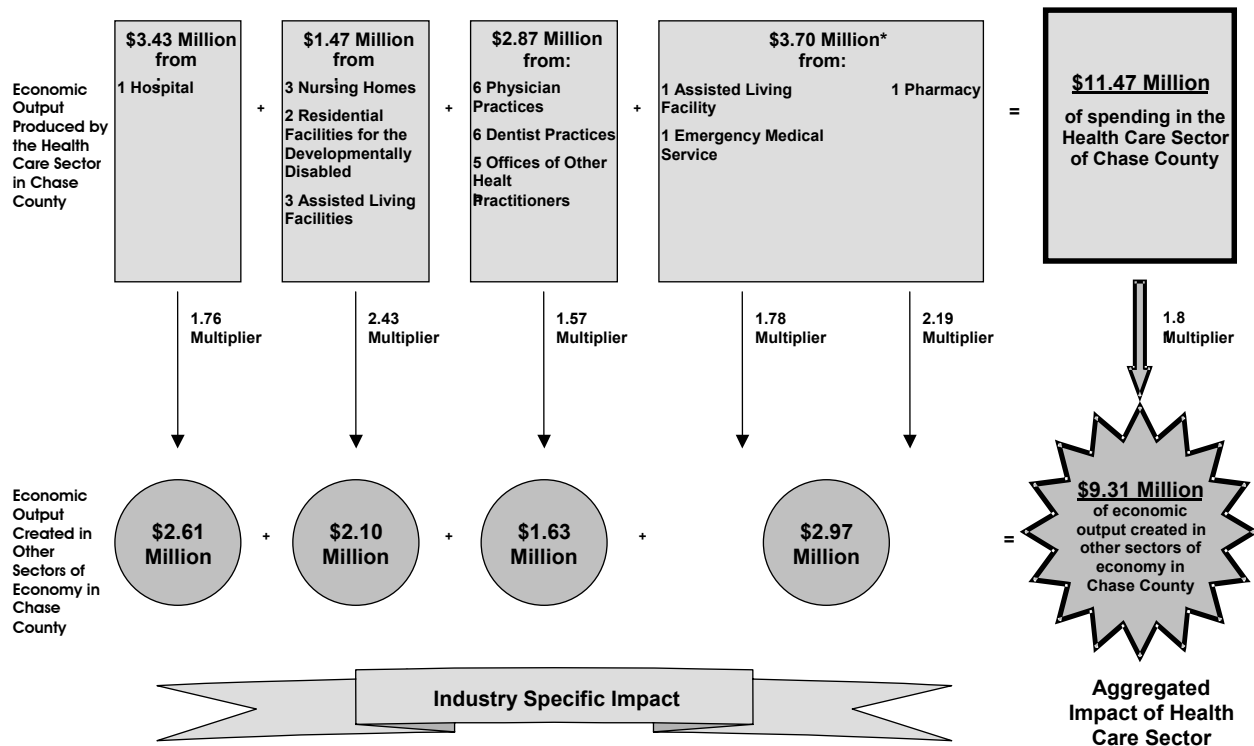
Figure 3. The Economic Impact of the Health Care Sector on Labor Income in Chase County



* These sub-sectors have been combined due to the small number of firms represented.

Sources: IMPLAN Data 2000, Minnesota IMPLAN Group, Inc. 2003. U.S. Census Bureau, County Business Patterns, 2000. <http://www.census.gov/prod/www/abs/cbptotal.html>. Community Health System Assessment Survey (2003), Nebraska Center for Rural Health Research, UNMC.

Figure 4. The Impact of the Health Care Sector on Economic Output in Chase County, Nebraska




* These sub-sectors have been combined due to the small number of firms represented.
 Sources: IMPLAN Data 2000. Minnesota IMPLAN Group, Inc. 2003. U.S. Census Bureau, County Business Patterns, 2000. <http://www.census.gov/prod/www/abs/cbptotal.html>.
 Community Health System Assessment Survey (2003). Nebraska Center for Rural Health Research, UNMC.

IV. SOCIO-ECONOMIC INDICATORS

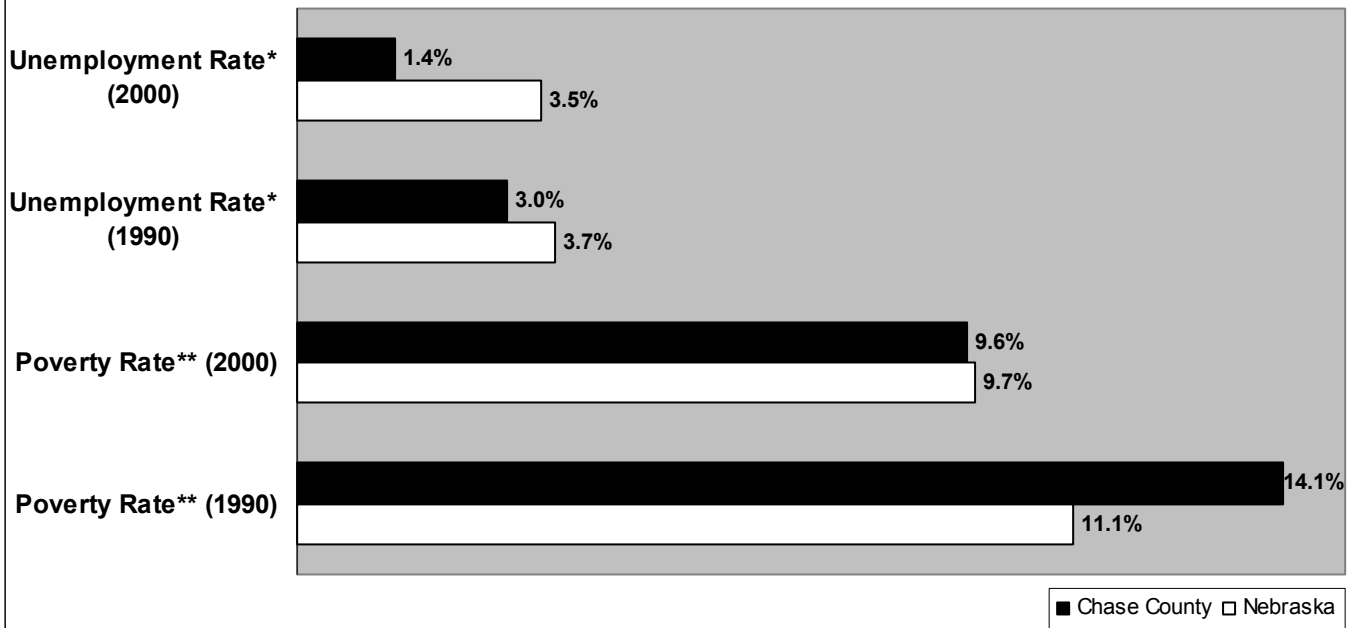
The per capita income of the County has increased since 1990 by 74.7% to \$17,490 in 2000 (compared to \$19,613 statewide), and the median household income of the County has increased since 1990 by 50.6% to \$32,351 in 2000 (compared to \$39,250 statewide) (Figure 5). Chase County experienced a lower unemployment rate (1.4% vs. 3.5% statewide) and poverty rate (9.6% vs. 9.7% statewide) than the State in 2000 (Figure 6). Moreover, the County out-performed the State in all of the social indicators shown in Table 3, except there were a slightly higher percentage of first births for unmarried women, with less than a high school diploma.

Figure 5. Income for Chase County and Nebraska, 1990 and 2000



Sources: U.S. Census Bureau, Census 1990 and Census 2000, Summary File 3. <http://factfinder.census.gov>.

Figure 6. Economic Indicators for Chase County and Nebraska, 1990 and 2000



* Percent of residents aged 16 and older in the labor force that are unemployed.

** Percent of total population living below 100% of the Federal poverty threshold.

Sources: U.S. Census Bureau, Census 1990 and Census 2000, Summary File 3. <http://factfinder.census.gov>.

Table 3. Selected Social Indicators for Chase County and Nebraska


	Chase County	Nebraska
Percent of residents aged 25 and older who did not graduate from high school (2000)	13.6%	13.4%
Percent of 7-12th graders who dropped out of school (2000-2001)	1.5%	2.5%
Percent of first births born to unmarried women, younger than 20, with less than a high school education (1997-2001)	10.6%	10.1%
Crime arrest rate per 1,000 population (1999)	21.9	59.2

Sources: U.S. Census Bureau, Census 2000. <http://factfinder.census.gov>. Nebraska Health and Human Services County Profiles. <http://www.hhs.state.ne.us/profiles0802/Chase/profiles.htm>

V. HEALTH STATUS INDICATORS

The residents of Chase County had a higher overall death rate compared to the State between 1997-2001 (Figure 7). Chase County out-performed the State in two of the maternal and child health related indicators, shown in Figure 8, but had a higher percentage of pregnant women who smoke and a slightly lower percentage of pregnant women who received prenatal care in the first trimester. For each of the top 5 leading causes of death of Chase County residents during 1997-2001, the County had a lower mortality rate than the State (Figure 9). Among the top 5 leading causes of hospitalization of Chase County's residents between 1999-2000, the County had a higher hospitalization rate than the State for digestive diseases, and genitourinary diseases (Figure 10).

Figure 7. Selected Mortality Rates for Chase County and Nebraska, 1997-2001

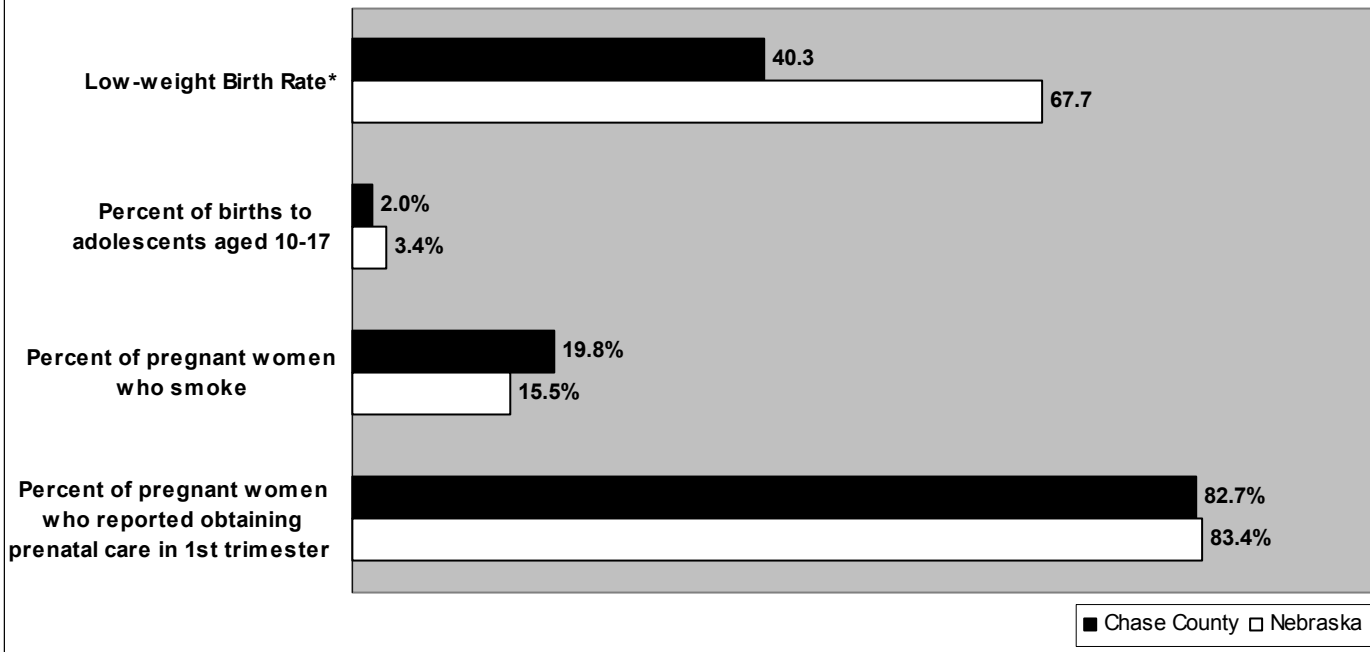


* Number of deaths per 100,000 population (age adjusted).

** Number of deaths per 1,000 live births.


Source: Nebraska Health and Human Services County Profiles. <http://www.hhs.state.ne.us/profiles0802/Chase/profiles.htm>

Figure 8. Selected Maternal and Child Health Indicators, Chase County and Nebraska, 1997-2001



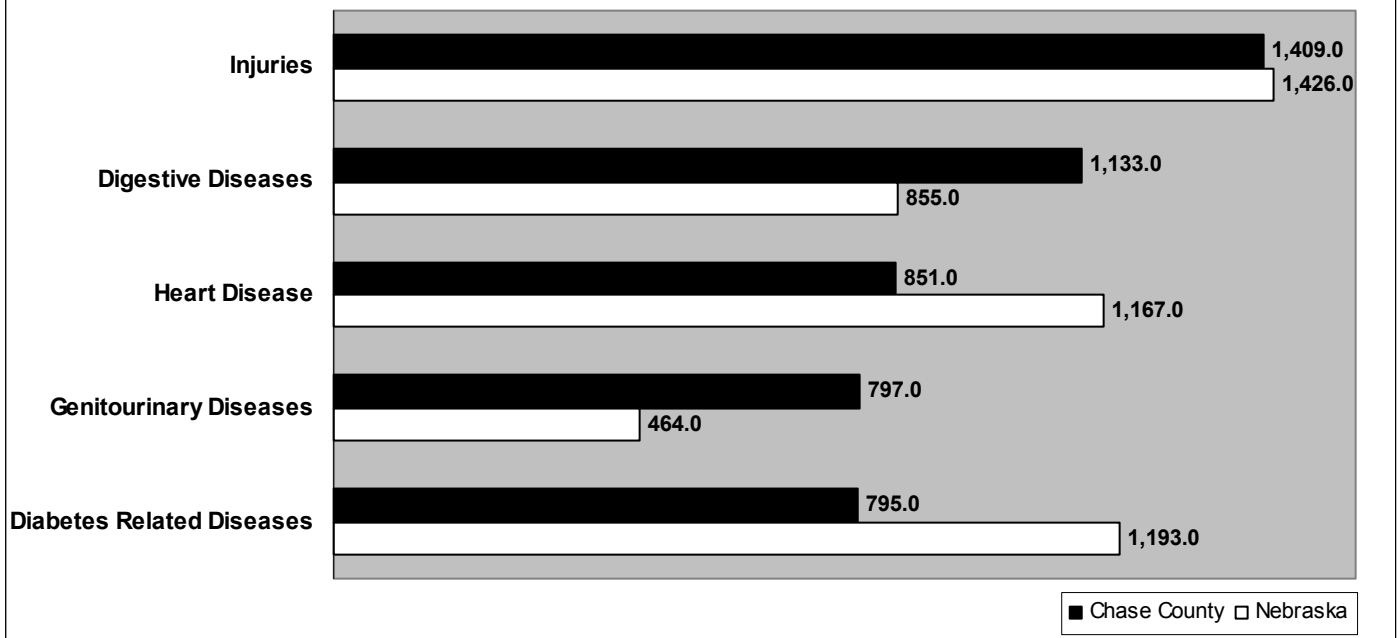
* Number of babies born weighing less than 2500 grams (per 1,000 births).
 Source: Nebraska Health and Human Services County Profiles. <http://www.hhs.state.ne.us/profile0802/Chase/profile.htm>.

Figure 9. Top 5 Leading Causes of Death for Chase County and the Corresponding Mortality Rates* for the County and Nebraska, 1997-2001



* Number of deaths per 100,000 population (age adjusted).
 Source: Nebraska Health and Human Services County Profiles. <http://www.hhs.state.ne.us/profile0802/Chase/profile.htm>.

Figure 10. Top 5 Leading Causes of Hospitalization* for Chase County and the Corresponding Hospitalization Rates for the County and Nebraska, 1999-2000**



* Hospitalizations for pregnancy and childbirth were excluded from this analysis.

**Defined as the proportion of inpatient hospital discharges to a population within clearly specified geographic boundaries, age adjusted per 100,000 population.

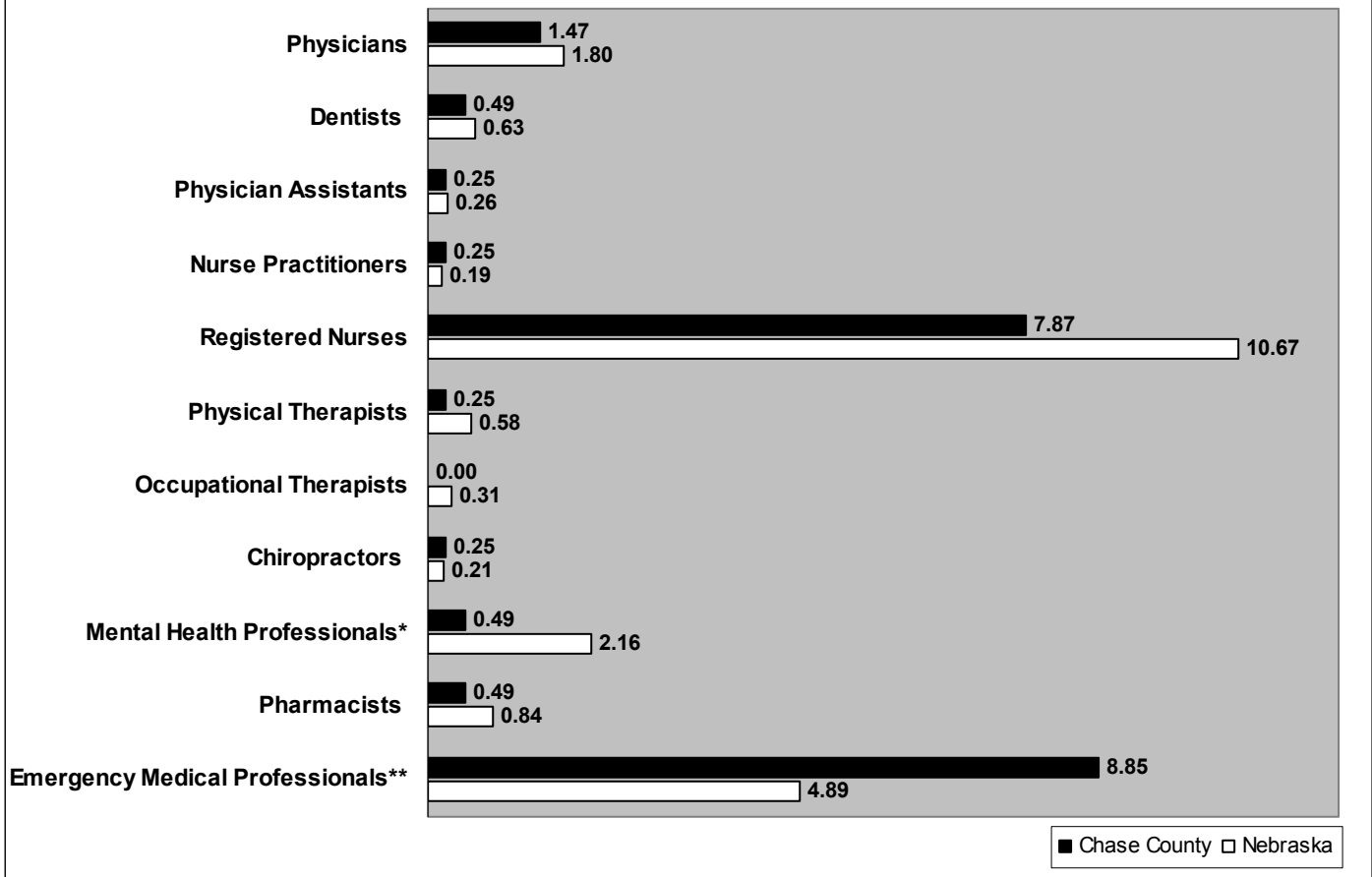
Source: Nebraska Health and Human Services County Profiles. <http://www.hhs.state.ne.us/profile0802/Chase/profile.htm>.

VI. HEALTH CARE PROFESSIONALS

In 2003, Chase County was federally designated as a medically underserved area and mental health professional shortage area. During the same year, the State government designated Chase County a health professional shortage area in the specialties of: internal medicine, pediatrics, obstetrics/gynecology, dentistry/oral surgery, psychiatry, occupational therapy and physical therapy.

Chase County had a higher professional-to-population ratio than the State for nurse practitioners, chiropractors and emergency medical professionals in 2003, but a lower ratio for all other health professionals shown in Figure 11.

Figure 11. Number of Practicing Health Professionals Per 1,000 Population, Chase County and Nebraska, 2003



* Mental Health Professionals include: Psychiatrists, Licensed Psychologists, Master Social Workers, Certified Professional Counselors, Licensed Mental Health Practitioners, and Marriage and Family Therapists.

** Actively Licensed Emergency Medical Professionals include: Emergency Medical Technician (EMT) Paramedics, EMT-Intermediate, EMT-Basic, and First Responders.

Source: *The Nebraska Health Information Project: 2003 Databook*. (2003) Nebraska Center for Rural Health Research, University of Nebraska Medical Center.

VII. HOSPITAL AND LONG-TERM CARE BEDS

Table 4. shows that Chase County’s hospital and long-term care industry has an overall higher bed-to-population ratio than the State. As a result, those facilities should be able to meet the County’s need for hospital inpatient care (for the general public) and long-term care for the elderly.

Table 4. Selected Health Care Facility Beds-to-Population Ratios for Chase County and Nebraska

	Chase County	Nebraska
Number of hospital beds per 1,000 population	6.1**	5.1*
Number of Long Term Care beds per 1,000 elderly population (65+)	117.1*	76.3*

* Source: *The Nebraska Health Information Project: 2003 Databook*. (2003) Nebraska Center for Rural Health Research, University of Nebraska Medical Center.

** Source: Hospital Roster (4/11/2003), Nebraska Department of Health and Human Services.

Data Notes

The economic impact results presented in this report were obtained from a compilation of secondary data derived from the IMPLAN database, the U.S. Census Bureau's, *County Business Patterns 2000*, and primary data from a Community Health Systems Assessment Survey. The IMPLAN software analyzes county level facility data using an economic input-output model. However, certain information required for reporting health sector impact (e.g., total payroll for employees in a county owned nursing home) cannot be obtained from the IMPLAN database. When this happened, we used the information from the U.S. Census Bureau's, *County Business Patterns 2000*, and the Community Health System Assessment Survey that we conducted to calculate estimates and used them to report county specific health sector data.

Acknowledgments

We would like to thank Dennis Berens, at the Nebraska Office of Rural Health, for his enthusiastic support to the Nebraska Rural Health Works Project. We would also like to thank Rich Hamilton, of Chase County Community Hospital, for helping us collect data about Chase County. Finally, we would like to thank Michael Shambaugh-Miller, Ph.D. and Brian Hesford, at the Nebraska Center for Rural Health Research, for their help with making the maps, and to the members of this project's advisory committee for their insightful comments on this report.

About the Nebraska Rural Health Works Project

The Nebraska Rural Health Works Project is a partnership made possible with the financial support of the Nebraska Office of Rural Health, the Nebraska Hospital Association, and through additional personnel and resources provided by the University of Nebraska Medical Center. The brief reports are designed to inform opinion leaders (from general business, health care, and government) in rural communities about the contribution health care makes to the local economy, both directly and indirectly. We used the IMPLAN software, which uses an economic input-output model, to predict changes in overall economic activity as a result of change in the health care sector. In addition to the analysis of the economic impact of the health sector on a specific community, other information such as: demographics, socio-economic and health status indicators, health care professionals and facility bed capacity are reported for a community. The Nebraska Rural Health Works website is: <http://www.unmc.edu/rural/NeRHW>.

If you would like additional information regarding Nebraska's health care financing, health professionals, health status and health care delivery systems, visit the Nebraska Health Information Project website: <http://www.unmc.edu/nebraska>.

Community Health Economic Profiles will be prepared upon request. Those communities interested in this project can request a profile by contacting the Project Director, Li-Wu Chen, Ph.D. (liwuchen@unmc.edu), or Donadea Rasmussen (drasmuss@unmc.edu) at the Nebraska Center for Rural Health Research, University of Nebraska Medical Center, (402) 559-5260.

The Nebraska Center for Rural Health Research

University of Nebraska Medical Center
Department of Preventive and Societal Medicine
984350 Nebraska Medical Center
Omaha, NE 68198-4350