



Health Care Services: Essential to Community Development

Keith J. Mueller, Ph.D.

Director

Nebraska Center for Rural Health Research

University of Nebraska Medical Center

Prepared for Presentation at the
Leadership Nebraska Program - Keeping Nebraska Healthy

September 13, 2007

Norfolk, Nebraska

[What is community development?]

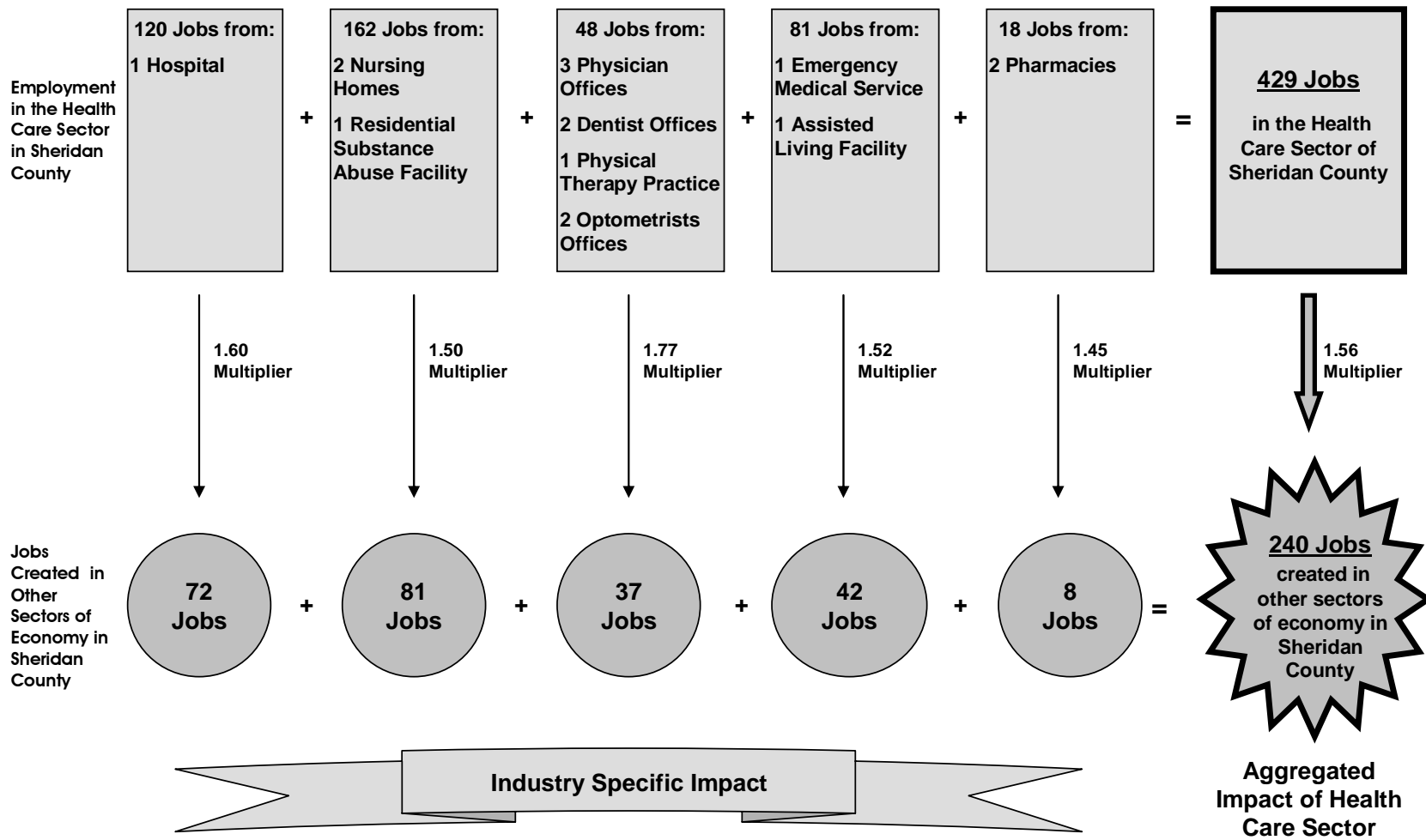
- Economic vitality
- Quality of the physical environment
- Quality of the social environment
- Vibrant local governance
- Room for personal growth

The obvious (hopefully) – Economic vitality

- Health care contributes jobs

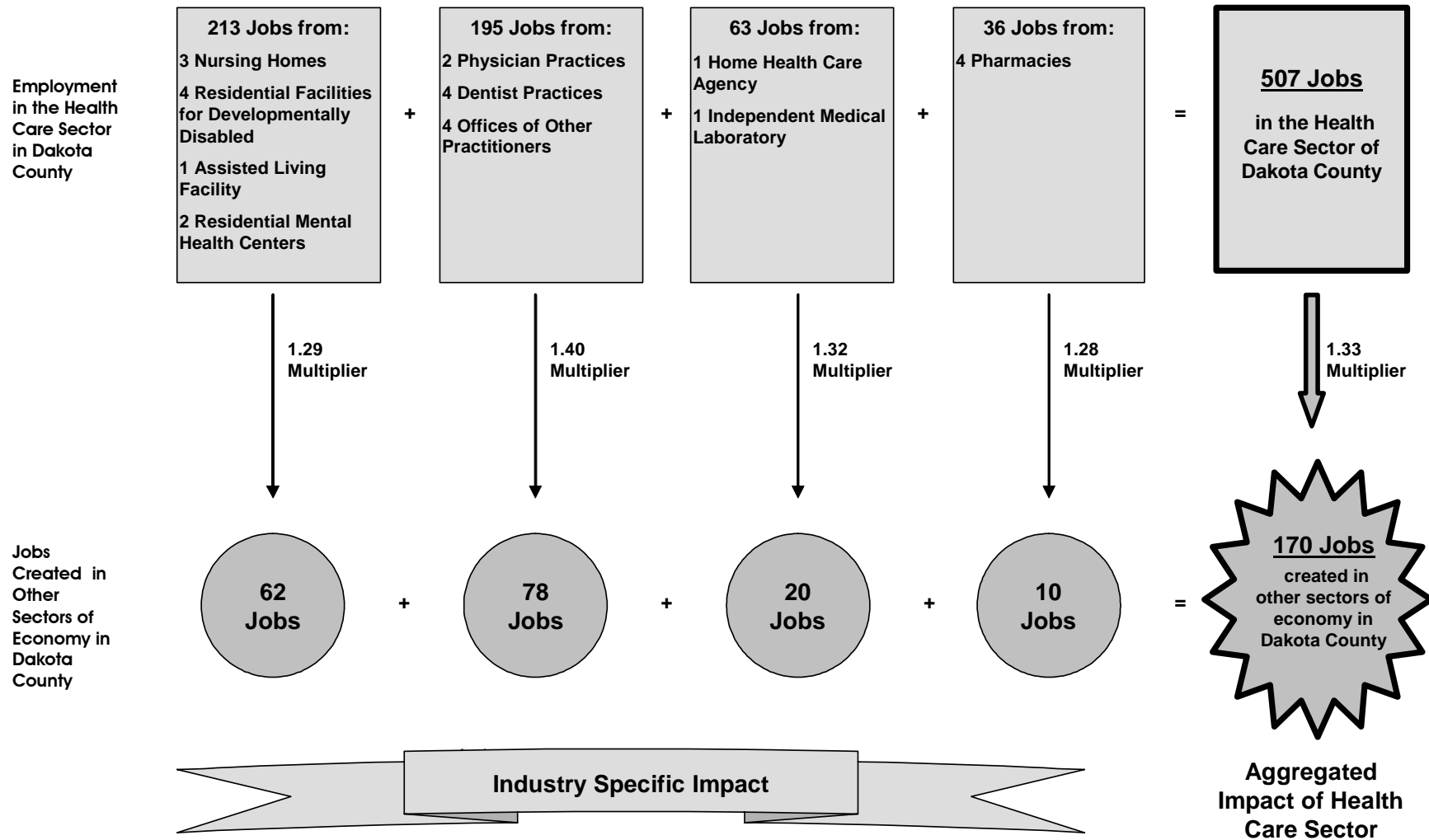


Figure 2. The Economic Impact of the Health Care Sector on Employment in Sheridan County, Nebraska



Sources: IMPLAN Data 2000. Minnesota IMPLAN Group, Inc. 2003. U.S. Census Bureau County Business Patterns, 2000. <http://www.census.gov/prod/www/abs/cbptotal.html>. Community Health System Assessment Survey, Nebraska Center for Rural Health Research, UNMC, July, 2002.

Figure 2. The Economic Impact of the Health Care Sector on Employment in Dakota County, Nebraska



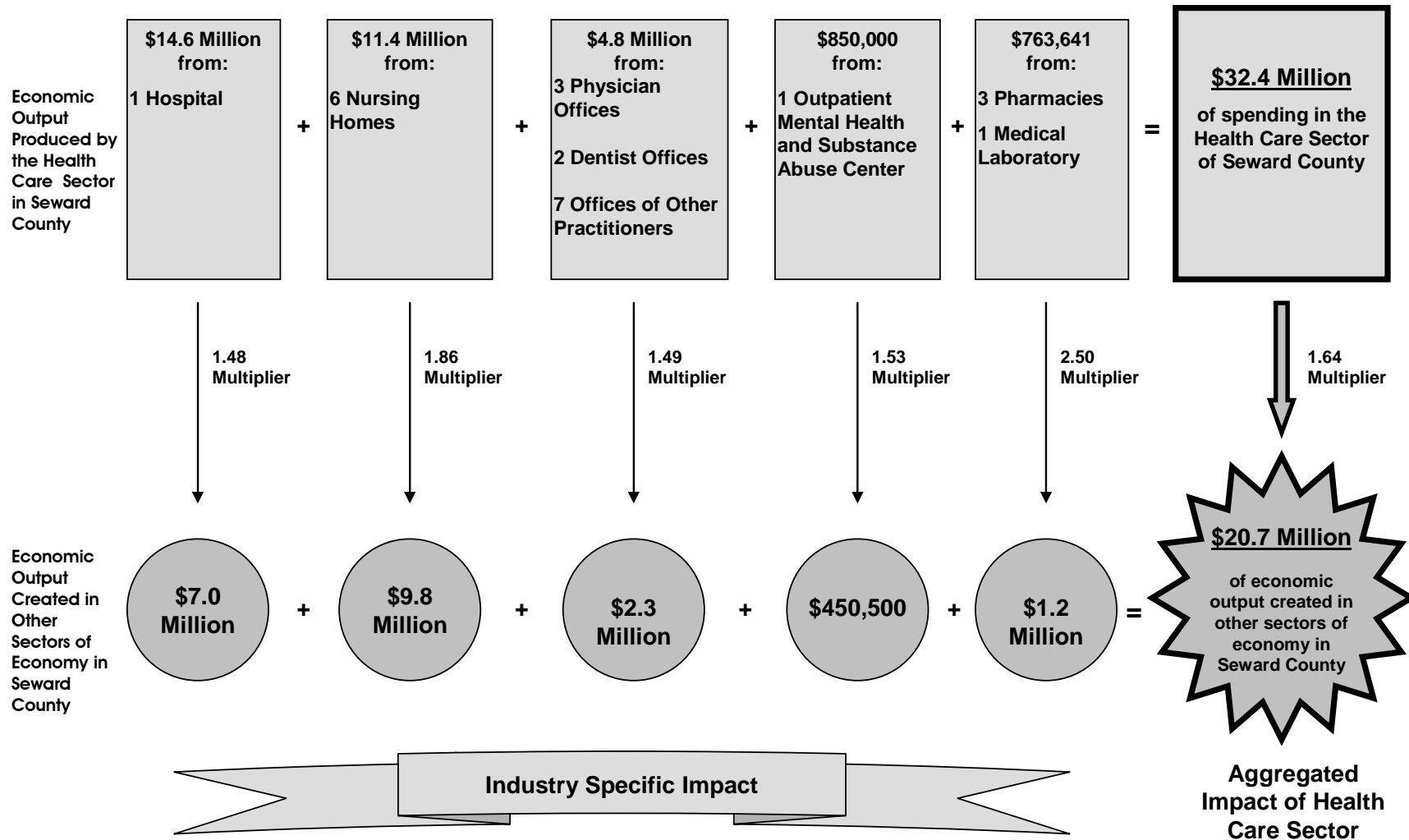
Sources: IMPLAN Data 2000. Minnesota IMPLAN Group, Inc. 2003. U.S. Census Bureau County Business Patterns, 2000. <http://www.census.gov/prod/www/abs/cbptotal.html>. Community Health System Assessment Survey, Nebraska Center for Rural Health Research, UNMC, 2003.

The obvious (hopefully) – Economic vitality

- Health care contributes jobs
- Health care contributes dollars

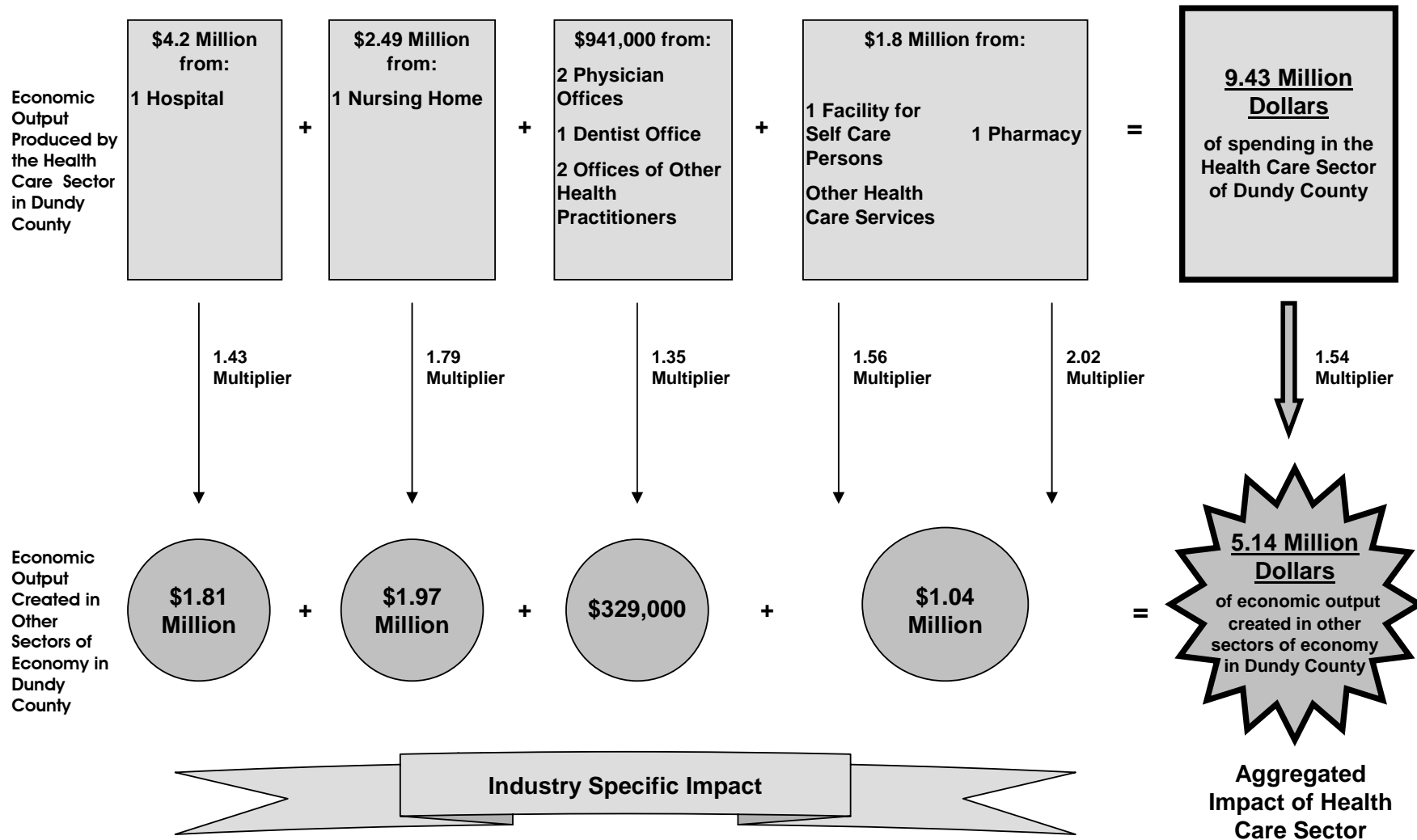


Figure 4. The Impact of the Health Care Sector on Economic Output in Seward County, Nebraska



Sources: IMPLAN Data 2000. Minnesota IMPLAN Group, Inc. 2003. U.S. Census Bureau County Business Patterns, 2000. <http://www.census.gov/prod/www/abs/cbptotal.html>. Community Health System Assessment Survey, Nebraska Center for Rural Health Research, UNMC, July, 2002.

Figure 4. The Impact of the Health Care Sector on Economic Output in Dundy County, Nebraska



Sources: IMPLAN Data 2000. Minnesota IMPLAN Group, Inc. 2003. U.S. Census Bureau County Business Patterns, 2000. <http://www.census.gov/prod/www/abs/cbptotal.html>. Community Health System Assessment Survey, Nebraska Center for Rural Health Research, UNMC, July, 2002.

Statewide analysis of the impact of health care: jobs

Figure 1. Overall Job Creation, Nebraska 2002
(Direct and Indirect Impact)

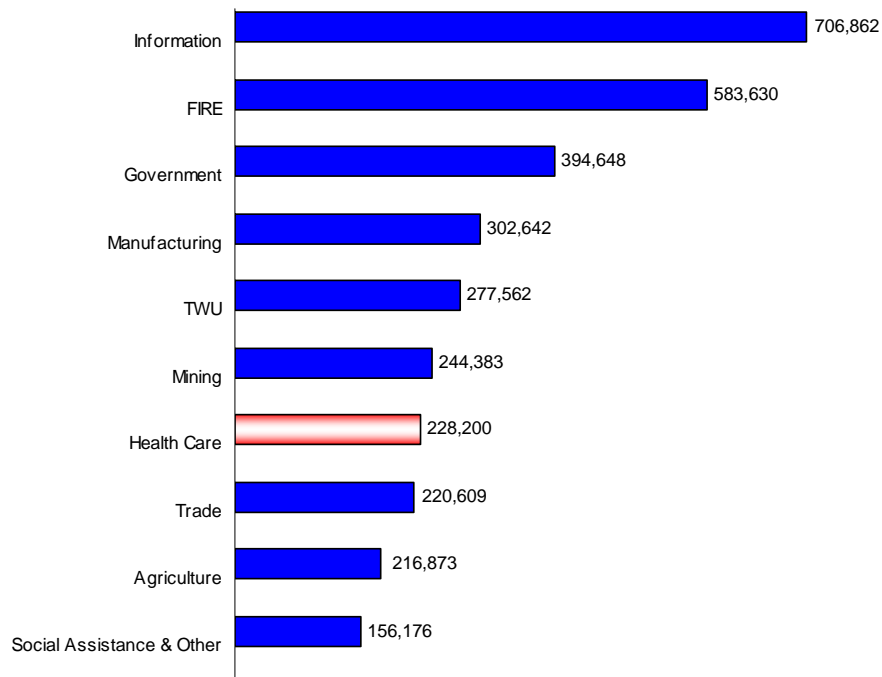
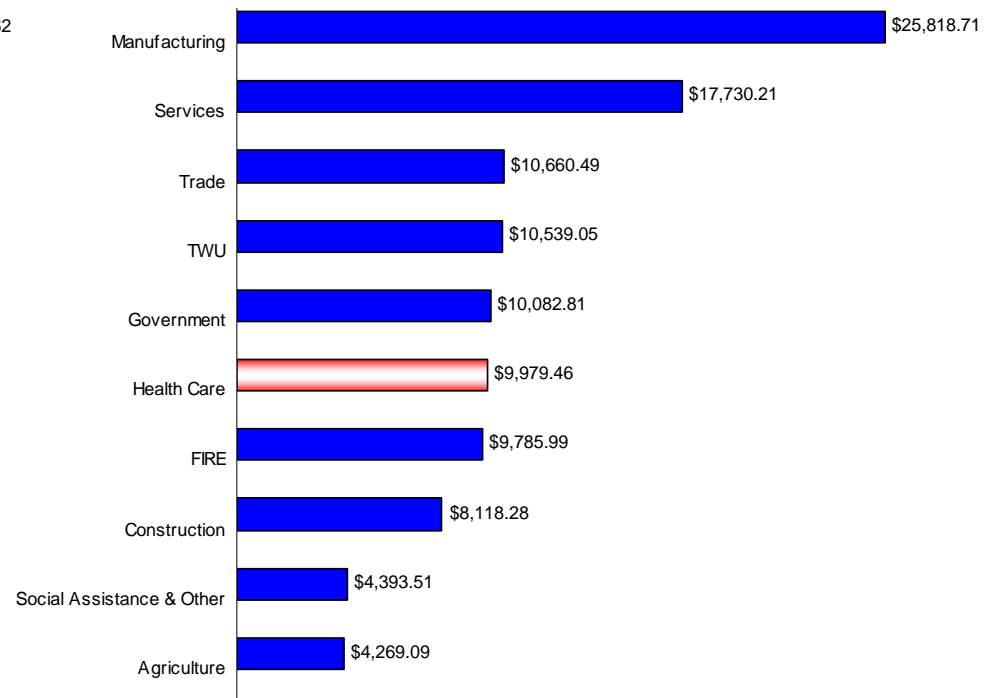


Figure 2. Overall Income Earned, Nebraska 2002
(Direct and Indirect Impact, in Millions)



TWU: Transportation, Warehousing, and Utilities

FIRE: Financial, Insurance, Real Estate

Sources: IMPLAN Data 2002. Minnesota IMPLAN Group, Inc. 2005. U.S. Census Bureau County Business Patterns, 2002. <http://www.census.gov/prod/www/abs/cbptotal.html>. American Hospital Association Annual Survey Database: Fiscal Year 2002. Nebraska Rural Health Works, The Nebraska Center for Rural Health Research, 2005.

Statewide analysis of the impact of health care: dollars

Figure 3. Output Produced by Industry, Nebraska 2002
(Direct and Indirect Impact, in Millions)

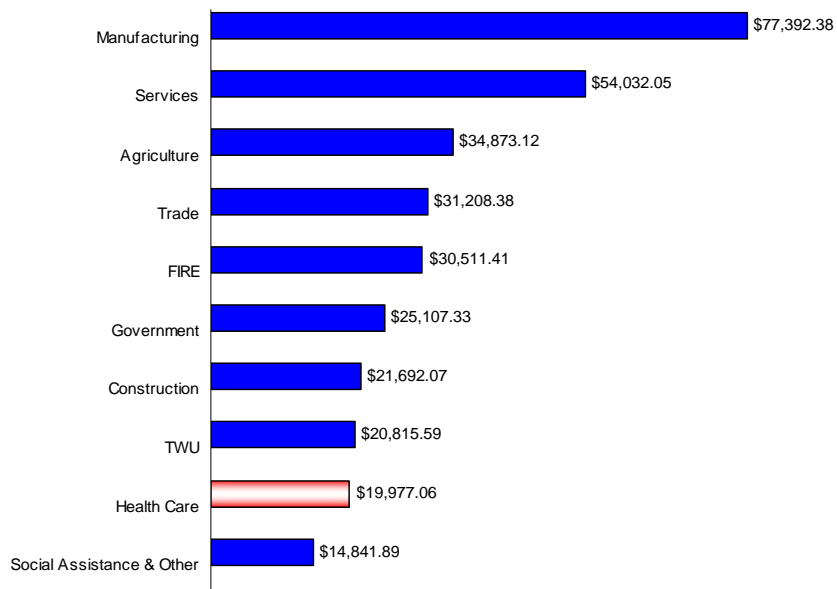
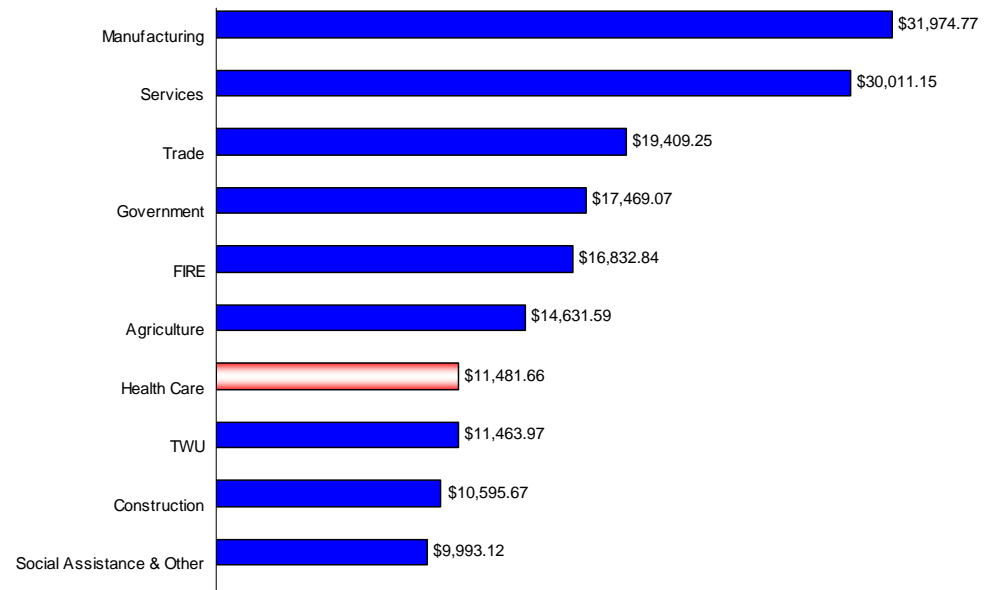


Figure 4. Overall Contribution to the Gross State Product, Nebraska 2002
(Direct and Indirect Impact, in Millions)



TWU: Transportation, Warehousing, and Utilities

FIRE: Financial, Insurance, Real Estate

Summary on Economic Impact Results for 41 Counties

County	Job Creation in Other Sectors due to 1 job created in Health Care	Income Earned in Other Sectors due to \$1 earned in Health Care	Spending in Other Sectors due to \$1 spent in Health Care
Antelope	0.51	\$0.44	\$0.67
Box Butte	0.51	\$0.42	\$0.74
Brown	0.40	\$0.32	\$0.61
Boyd	0.33	\$0.35	\$0.54
Butler	0.44	\$0.37	\$0.65
Chase	0.49	\$0.53	\$0.81
Cheyenne	0.61	\$0.46	\$0.65
Cuming	0.47	\$0.37	\$0.65
Dakota	0.33	\$0.27	\$0.46

Summary on Economic Impact Results Continued

County	Job Creation in Other Sectors due to 1 job created in Health Care	Income Earned in Other Sectors due to \$1 earned in Health Care	Spending in Other Sectors due to \$1 spent in Health Care
Dawson	0.47	\$0.36	\$0.64
Dundy	0.40	\$0.37	\$0.54
Fillmore	0.41	\$0.31	\$0.63
Franklin	0.40	\$0.35	\$0.68
Garden	0.31	\$0.21	\$0.35
Hamilton	0.53	\$0.40	\$0.65
Holt	0.56	\$0.42	\$0.69
Howard	0.33	\$0.28	\$0.62

Summary on Economic Impact Results Continued

County	Job Creation in Other Sectors due to 1 job created in Health Care	Income Earned in Other Sectors due to \$1 earned in Health Care	Spending in Other Sectors due to \$1 spent in Health Care
Jefferson	0.59	\$0.51	\$0.83
Johnson	0.43	\$0.37	\$0.62
Knox	0.48	\$0.46	\$0.85
Nance	0.31	\$0.29	\$0.57
Nemaha	0.49	\$0.39	\$0.59
Nuckolls	0.66	\$0.54	\$0.81
Otoe	0.63	\$0.47	\$0.81
Pawnee	0.37	\$0.30	\$0.59

Summary on Economic Impact Results Continued

County	Job Creation in Other Sectors due to 1 job created in Health Care	Income Earned in Other Sectors due to \$1 earned in Health Care	Spending in Other Sectors due to \$1 spent in Health Care
Perkins	0.38	\$0.36	\$0.48
Phelps	0.52	\$0.38	\$0.60
Pierce	0.46	\$0.40	\$0.67
Richardson (2)	0.66	\$0.57	\$0.86
Rock	0.35	\$0.32	\$0.60
Saline	0.33	\$0.26	\$0.46
Saunders	0.50	\$0.50	\$0.86
Scottsbluff	0.81	\$0.53	\$0.81

Summary on Economic Impact Results Continued

County	Job Creation in Other Sectors due to 1 job created in Health Care	Income Earned in Other Sectors due to \$1 earned in Health Care	Spending in Other Sectors due to \$1 spent in Health Care
Seward	0.48	\$0.35	\$0.64
Sheridan	0.56	\$0.49	\$0.61
Thayer	0.38	\$0.30	\$0.59
Valley	0.46	\$0.38	\$0.67
Washington	0.41	\$0.58	\$0.84
Wayne	0.53	\$0.37	\$0.58
Webster	0.40	\$0.40	\$0.75
York	0.53	\$0.41	\$0.68

Attracting high skill jobs to rural communities

- Health care professionals at multiple levels
 - Requires infrastructure
- An infrastructure integrated with others to provide care across the continuum

Health care contributes to physical environment

- Creating a healthy physical environment
- Making it appealing, pleasant to the eye





Health care and the social environment

- Social capital and health care work force
- Financial support of non-profit activities
- Gathering places in the community
- Essence of “the good life”

Health care and local governance

- Leaders from within health care
- Partners to government in community development projects

Health care and personal growth

- Essential services
- Social capital
- Serving all comers

[Some key messages]

- Yes, jobs
- Yes, dollars
- But also, and at least as important ...

[Healthy people]

- Available services
 - Local services linked to other services
 - Medical and non medical

[Healthy people]

- Attention to other contributions
 - Income and insurance
 - Housing and causal factors
 - Culture and lifestyle

[Healthy people]

- Affordable services
 - Work for insurance coverage
 - Safety net when can't make services affordable

[Healthy community]

- Assess progress in population health measures
- Promote/support services and activities that contribute to health

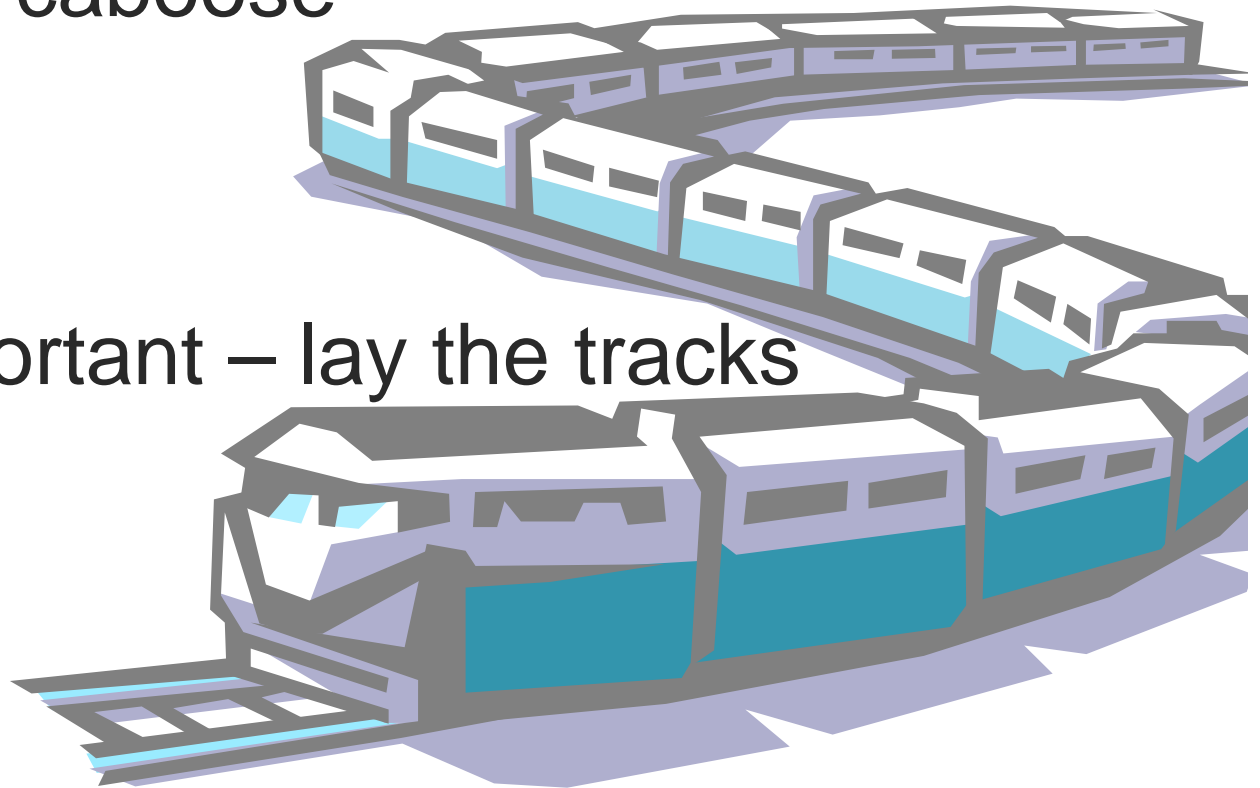
[Sustainable economy]

- Requires dealing with cost of health care
- Steps can be taken locally
- And leadership should be come from health care sector

[Summary]

- Reality of health care as the engine, cars, and caboose

- Most important – lay the tracks



[Thank you!

]

For more information, please visit:
www.unmc.edu/rural