

Record Your RSS Attendance via the UNMC MyCCE Portal




While attending an RSS activity, **take note of the 5-digit activity code** given at the beginning and again at the end of the meeting. After the meeting, record your attendance by signing in to the **UNMC MyCCE portal** at go.unmc.edu/mycce-portal.

! FOR FIRST-TIME USERS ONLY

If you have **NEVER registered for a CME-accredited activity** provided by the UNMC Center for Continuing Education (www.unmc.edu/cce), you will need to **create an account** to begin using the **UNMC MyCCE portal**.

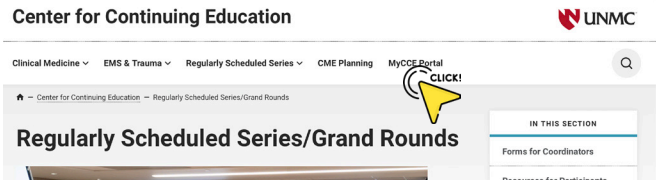


Go to go.unmc.edu/mycce-portal to create your account.

 **BOOKMARK THIS SITE!** The **UNMC MyCCE portal** is your online self-service site for CME activity registrations, post-tests and evaluations, CME certificate and transcript, and so much more.

Or, visit www.unmc.edu/cce/rss.

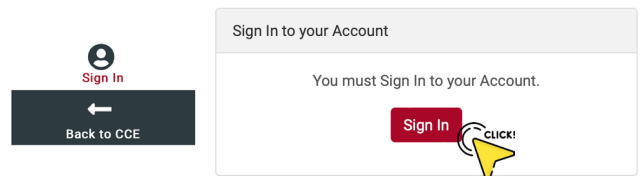
 **BOOKMARK THIS PAGE TOO** to learn more about RSSs at UNMC!



If you have previously **registered for a CME-accredited activity** at www.unmc.edu/cce, begin here!

✓ SIGN IN TO THE UNMC MyCCE PORTAL

1 SIGN IN at go.unmc.edu/mycce-portal.



2 Enter your **email address** and **password**.



Your email address may not necessarily be a UNMC email address. It may be your personal email address (like a gmail, icloud, or yahoo account) that you used to open your MyCCE account.



If you forgot your password, enter your email address and click **FORGOT PASSWORD**. A code will be sent to the email address that you entered. Retrieve the code and follow the instructions to reset your password.



If the email address that you entered is not in the system, you will be prompted to create an account. Click on **NEW USER? CREATE ACCOUNT**.

Please Sign In below:

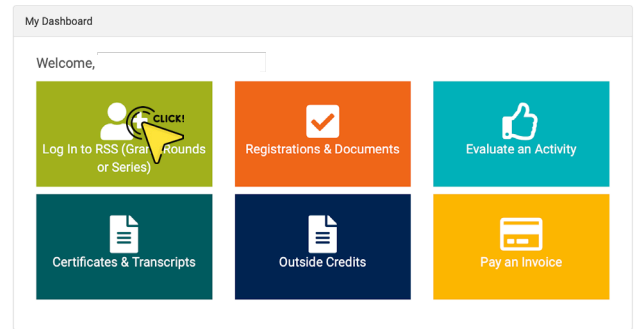
Email Address

Save Email

Password

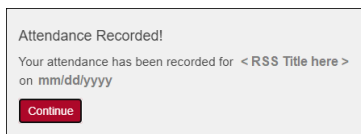



- 3 Once you have successfully signed in, click on the **Log In to RSS (Grand Rounds or Series)** tab.



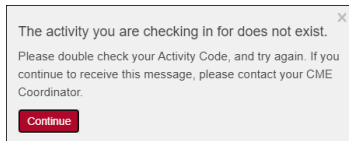
- 4 Enter the **Activity Code** and then click **SUBMIT**.


- If the code is **accepted**, you will receive this message:




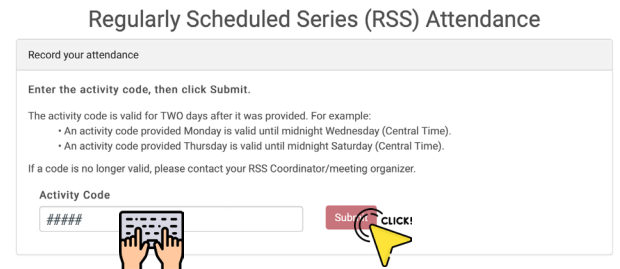
-  You are all set! Your attendance is immediately visible on your UNMC CCE transcript.

- If the code is **rejected**, you will receive this message:



-  Double check or re-enter the activity code.

-  If the system continues to reject the activity code, contact your RSS activity coordinator for assistance.



 **The activity code is valid for TWO DAYS after an RSS activity.**
If you missed the code or forgot to log in within this time period, contact your RSS activity coordinator.