

# Department of Internal Medicine

## 2016 Research Report

**Ted Mikuls, MD, MSPH, Vice Chairman of Research**  
**Department of Internal Medicine**

In this publication, you will find a summary of the **Annual Research Report for the University of Nebraska Department of Internal Medicine**. This report summarizes our publication and grant activity for calendar year 2016.

On Friday, June 2, 2017, the Department will recognize five individuals (two faculty, one fellow, and two medical students) for their specific research accomplishments at the **Eighteenth Annual Internal Medicine Research Awards** during Grand Rounds. There will be poster presentations of our awardees' work beginning at 11:30 a.m. directly outside of the Durham Research Center Auditorium. We hope you will have a chance to look at the posters before attending Grand Rounds.

A complete listing of individual publications and grants can be obtained by contacting Selaba Travis at 559-4875 or by e-mailing her ([stravis@unmc.edu](mailto:stravis@unmc.edu)). Most of the supporting data for the report comes from the College of Medicine's ADIS database. Questions and comments about the information presented in the report are always welcome.

## Internal Medicine Faculty 2016 Research Activity Summary



### Executive Summary & Analysis

Special thanks to all faculty, house officers, postdoctoral fellows, students, and staff of the Department of Internal Medicine who perform and support the research mission of the Department. We also thank those who serve on the Department's Research Council for their research advocacy and research training efforts.

While total research funding from grants and contracts held steady over the last year, there were 276 publications from our faculty in 2016. As in 2015, the Division of Oncology / Hematology had the largest number of total publications with 58, followed by the Divisions of Infectious Diseases (49), Cardiology (36), Pulmonary/Critical Care/ Sleep/Allergy (33), Rheumatology /Immunology (31), Gastroenterology/Hepatology (21), Diabetes, Endocrinology & Metabolism (20), General Medicine (17), Geriatrics (7), and Nephrology (4). In 2016, department faculty enrolled more than 1,000 patients into clinical studies.

As we have done previously, we obtained the data for this report from the College of Medicine database (ADIS). A new metric, clinical trial enrollment figures have been compiled through EPIC in collaboration with the Vice Chancellor for Research Office. Grant information is tracked directly by Sponsored Programs and available in ADIS. The industry-sponsored category reflects expenditures for those contracts/grants that are imported into ADIS for the calendar year.

Again, thanks for all the hard work. If you have questions or comments about the data contained in the report, please contact Dr. Ted Mikuls or Selaba Travis. We look forward to new growth in our research activities in 2017.

# Internal Medicine Faculty 2016 Research Activity Summary



## Full-Time Internal Medicine

**Faculty: 222**

MD's 197

PhD's 19

Other 6

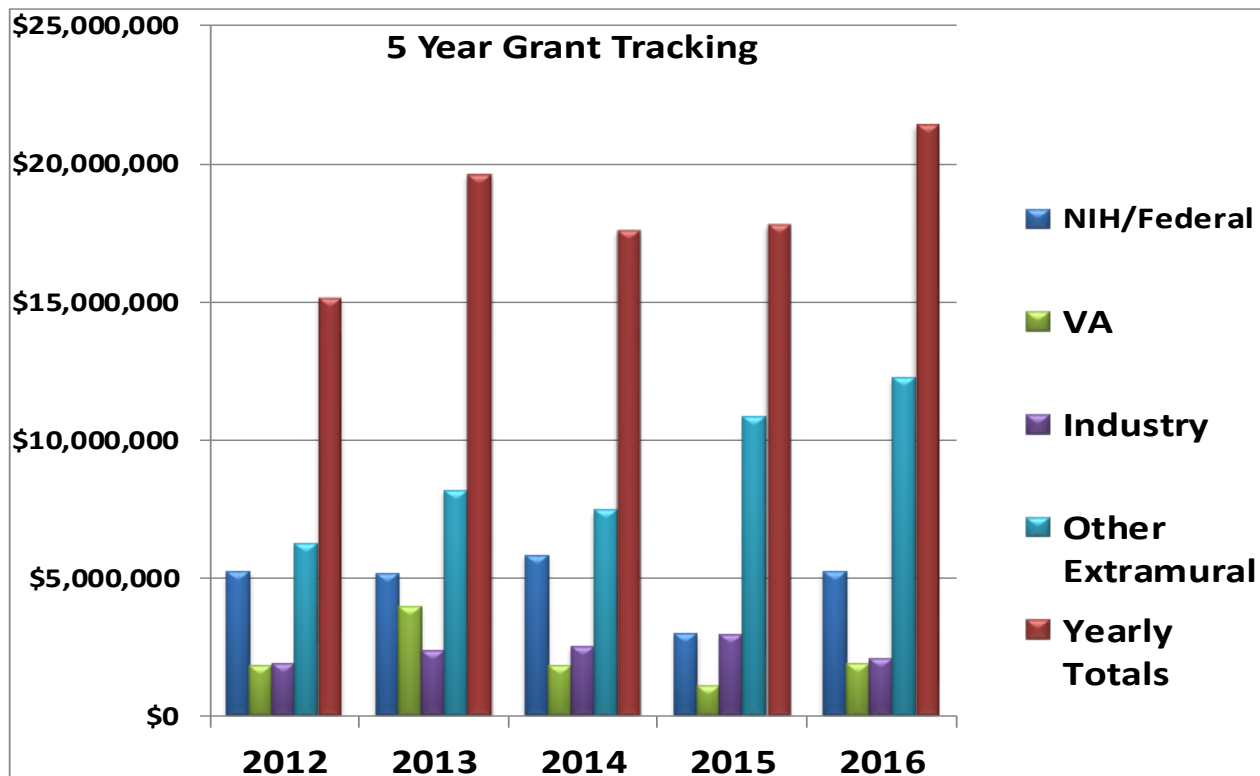
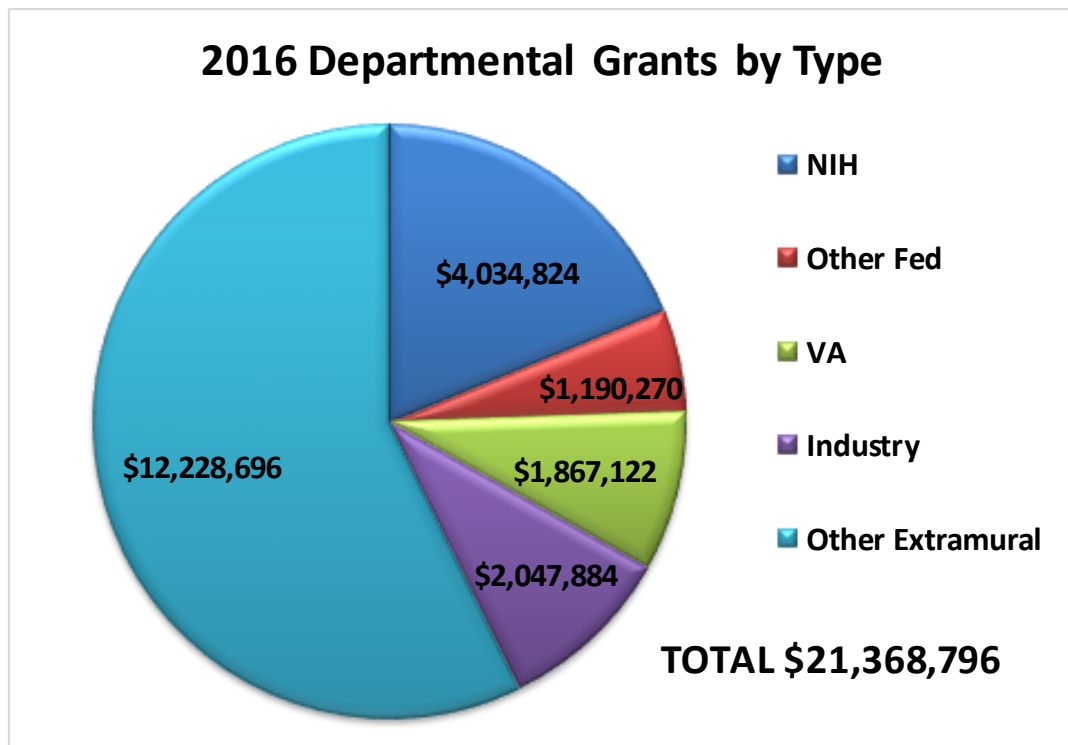
Total 222

### Type of Publications      Total Publications

Journal Articles/Editorials/ Reviews	270
Book Chapters/Book s/ Book Edits	5
eMedia	1
<b>2016 Total</b>	<b>276</b>

Funding Source	# of Grants	Direct	Indirect	2016 Totals
NIH/NSF/Other Federal	17	\$4,174,545	\$1,050,549	<b>\$5,225,094</b>
VAMC	17	\$1,867,122	\$0	<b>\$1,867,122</b>
Industry	45	\$1,662,319	\$385,565	<b>\$2,047,884</b>
Other- Extramural	55	\$11,069,479	\$1,159,217	<b>\$12,228,696</b>
<b>2016 Totals</b>	<b>134</b>	<b>\$18,773,465</b>	<b>\$2,595,331</b>	<b>\$21,368,796</b>

# Internal Medicine Faculty 2016 Grant Awards

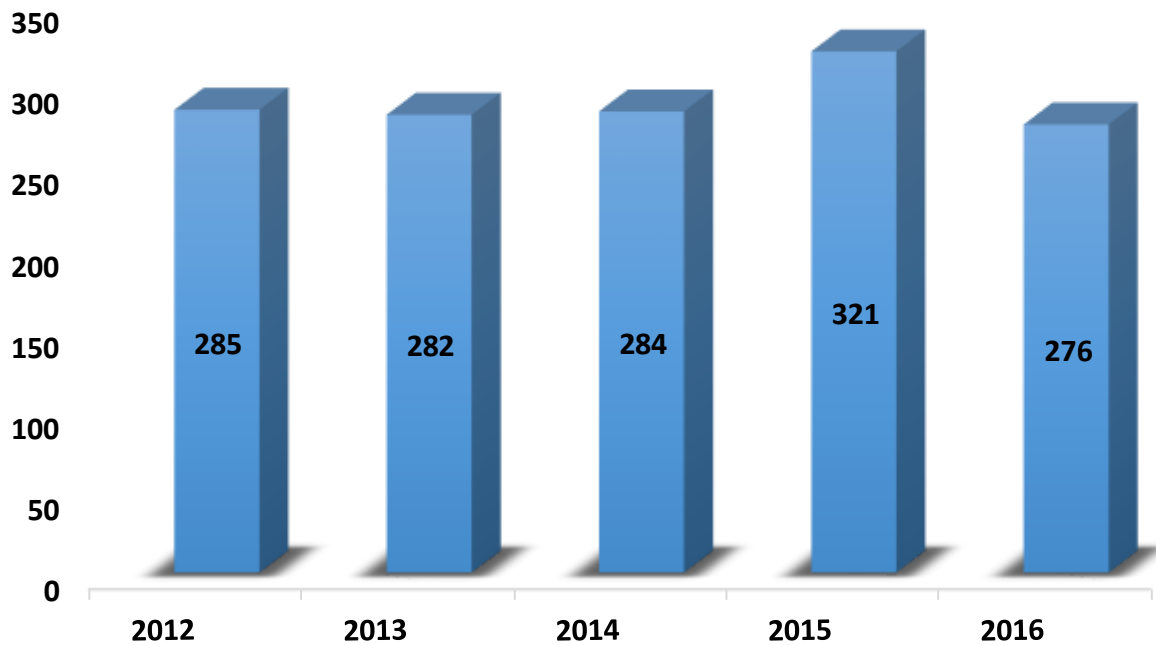


## Internal Medicine Faculty 2016 Publication Trends



Publication Type	2012	2013	2014	2015	2016
Manuscripts/ Editorials /Reviews	260	256	274	307	270
Book Chapters/ Books/ Book Edits	25	25	9	5	5
Electronic Media	0	1	1	9	1
<b>Yearly Totals</b>	<b>285</b>	<b>282</b>	<b>284</b>	<b>321</b>	<b>276</b>

**Publication Trends**



## Internal Medicine Faculty

### 2016 Division Trends in Research Activity

Division Publications	2012	2013	2014	2015	2016
Administration	3	2	0	3	0
Cardiology	18	18	22	35	36
Diabetes, Endo, Metabolism	16	11	9	12	20
Gastroenterology & Hepatology	26	23	26	20	21
General Medicine	3	15	12	19	17
Geriatrics & Gerontology	6	10	7	12	7
Infectious Diseases	46	59	60	48	49
Nephrology	8	7	6	6	4
Oncology/Hematology	72	68	61	89	58
Pulmonary, Critical Care, Sleep & Allergy	63	35	57	45	33
Rheumatology & Immunology	24	34	24	32	31

Division Grants & Contracts Awards	2012	2013	2014	2015	2016
Administration	2	1	1	0	0
Cardiology	9	9	10	7	9
Diabetes, Endo, Metabolism	5	14	8	7	16
Gastroenterology & Hepatology	9	11	6	1	14
General Medicine	3	1	1	2	0
Geriatrics & Gerontology	4	2	1	7	7
Infectious Diseases	24	22	27	22	27
Nephrology	2	2	1	0	0
Oncology & Hematology	17	29	29	19	38
Pulmonary, Critical Care, Sleep & Allergy	13	21	24	19	26
Rheumatology & Immunology	10	12	11	9	10