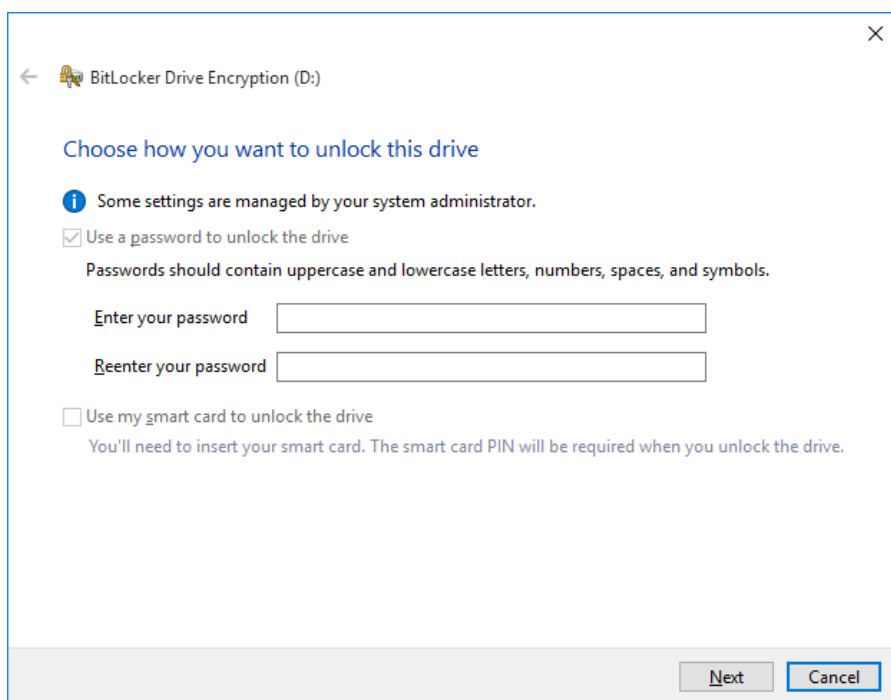


# UNMC USB storage device encryption policy

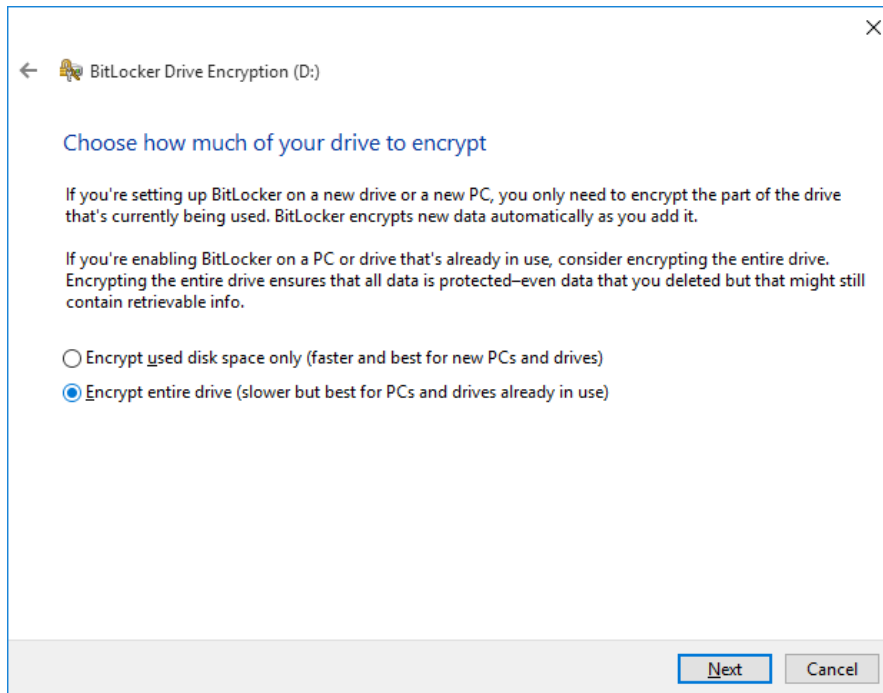
After June 7, 2016, here's what you'll see when you insert a USB storage device in your computer:



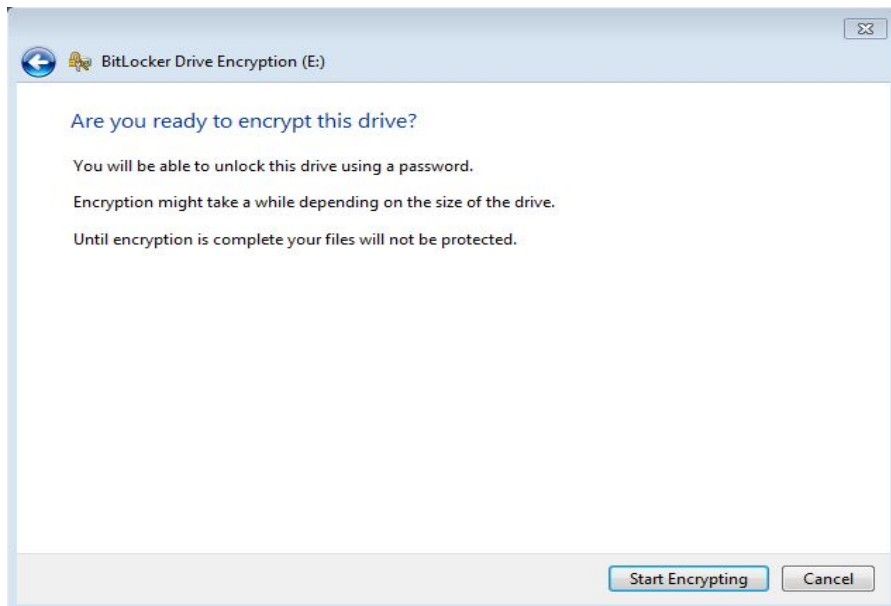
If you choose **Encrypt this drive using Bitlocker Drive Encryption** you will receive the following message. Type your password – twice. It must conform to UNMC standards – at least eight characters in length, at least one capital letter and at least one number. You will NOT have to change passwords every 6 months. Click Next



Choose **Encrypt entire drive** then click Next.



Click **Start Encrypting**.



When you insert the drive after encryption you will see this dialog box. You can check the **Automatically unlock on this computer from now on** and you won't need a password when using the same computer.



**If you'd like to save the encryption key in case you forget your password please Contact John Rejda ([jprejda@unmc.edu](mailto:jprejda@unmc.edu)) or Alan Wass ([awass@unmc.edu](mailto:awass@unmc.edu)).**

If you choose **Don't encrypt this drive** and you attempt to write or delete a file you'll get this message:

