

Grant Resource Library

Content Overview and Instructions for Accessing/Enrolling

The Grant Resource Library was developed by the Office of the Vice Chancellor for Research as a resource for faculty, students, and staff to obtain various material that will aid in the development and preparation of competitive grant applications. The library contains examples of several types of successful grants, links to UNMC seminars on grant writing, templates (Quad charts, Gantt charts, biosketches), and boilerplate language for UNMC Institutional Resources and Regulatory information for inclusion in grants.

A general layout of the library, with examples of content contained in each section, is outlined below:

Resource Statements and Cores

- Boilerplate language: Statements of Institutional Resources (Research Strengths, Facilities Statements, National Strategic Research Initiative (NSRI), Clinical Research Statements, Greater Plains Collaborative, etc)
- Individual UNMC Core Facilities information, including boilerplate language on facility and instrumentation, as well as language for the Core Facility Management System (Research Administration system)
- Regulatory language: including IRB, use of human subjects, IACUC, and EHR privacy and compliance

Examples of Funded Grants

- Sample applications and summary statements of actual grants submitted by UNMC researchers
- Examples include: R01, R21, R21/R33, P01, F31, NRI, NSF, and DoD Quad Charts

Past Presentations and Seminars

- Video of Grant Writing Seminars from the UNMC Research Editorial Office on a variety of helpful grant topics
- Slides/Video from UNMC Grant Writing Workshop held in Spring 2014 led by successfully funded faculty

Instructional Material – Manuals, References, and Guides

- Guides on the new NIH Biosketch, the NIH Grants Process, and Grant Writing with a Clinical Perspective
- Link to the UNMC Research Handbook, access to R01 and R24 Grant How-To guides

Tips, Tools, and Templates

- Templates for cover letters, specific aims pages, responses to reviewers, Gantt charts, new Biosketch
- Tips on writing a strong multiple-PI leadership plan, list of transition words for use in writing

Helpful Websites on Grants


- NIH Categorical Spending Estimates, NIH RePORTER, Ten Steps to a Winning R01 application, as well as a variety of other guides to writing grants provided by many of the institutes and centers of the NIH

***This library is designed to be dynamic and to evolve. Hence, your feedback is valuable!
This library is currently in its initial stages; we will gladly add any content that you suggest or provide.***



How to Access the Grant Resource Library (Faculty have been pre-enrolled):

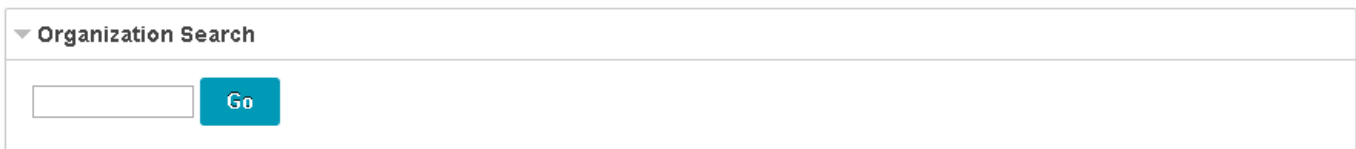
1. Go to <https://my8.unmc.edu/> and login using your UNMC username/password. (Note: Google Chrome or Firefox are the preferred browsers for Blackboard, Internet Explorer displays content incorrectly)
2. On your main dashboard that appears when you have logged in, find the “Organizations” module and click on Grant Resource Library (see example below).






*If the Grant Resource Library does not show up under “Organizations” then you need to enroll first to gain access. Please see the enrollment instructions below.


How to Enroll in the Grant Resource Library (students, post-docs, fellows, admins, support staff):

1. Go to <https://my8.unmc.edu/> and login using your UNMC username/password. (Note: Google Chrome or Firefox are the preferred browsers for Blackboard, Internet Explorer displays content incorrectly)
2. Once logged in, find the “Organization Search” module on the main dashboard. Type “Grant Resource Library” into the field and click Go.



3. Click the  icon that appears to the right of “grl” under Organization ID, then click “Enroll” in the small box that appears:

Organization ID 	Organization Name	Leader Names	Description	Textbooks
grl 	Grant Resource Library	Linda M Wilkie, Melody Montgomery, Max Kuenstling	UNMC Grant Resource Library	

Enroll 

Displaying 1 to 1 of 1 items | [Show All](#) | [Edit Paging...](#)

4. On the following page, click the “Submit” button to complete the enrollment process. You will now find the Grant Resource Library listed under “Organizations” on the main dashboard when you log into Blackboard (described in the set of instructions above: How to Access ...)

If you have any content suggestions or trouble enrolling/accessing the site, email the Grants Program Coordinator, Max Kuenstling (mkuenstling@unmc.edu).